

Statligt Ramavtal - Möbler och inredning

Delområde - Arbetsstolar

Inspiring
spaces

Martela

Sedus – Produktlista nr 1



Avtalsnummer: 23.3-8004-18

Leverantörens namn: MARTELA OYJ

Leverantörens org.nr: 0114891-2

Price list 2019.01



Featuring numerous adjustment options, se:do can adapt quickly to various individuals and is ideal for multi-user workstations. It's ergonomic seating comfort and attractive price-performance ratio are impressive.



Swivel chair, backrest with membrane cover



Swivel chair with a counter design, backrest with membrane cover



Swivel chair with upholstered backrest



Swivel chair with a counter design and upholstered backrest

Sedus se:do

► Swivel chair, backrest with membrane cover

Fame



ap-122

6 265 : -

Mechanism

Similar mechanism with quick-action tension control	■ 1106	
Similar mechanism with quick-action tension control and forward tilt 4°	□ 1107	254 : -

Seat height-adjustment

Gaslift with mechanical depth-springing	■ 1506	
Gaslift	□ 1503	106 : -
Gaslift for counter design with footring	□ 1513	1622 : -

Model colour / plastic parts

black	■ 103	
-------	-------	--

Base

Plastic base black	■ 2401-103	
Aluminium base black	□ 2203-103	360 : -
Aluminium base white aluminium	□ 2203-119	360 : -
Aluminium base polished	□ 2203-110	880 : -

Castors / Glides

Hard castors for soft flooring	■ 2700	
Soft castors for hard flooring	□ 2701	
Constantly braked castors für Counterausführung	□ 2704	

Upholstery

Backrest with membrane cover	■ 7201-M**	
------------------------------	------------	--

Seat

Standard seat	■ 4500	
Sliding seat (adjustment range 60 mm)	□ 4502	456 : -

Armrests

Height-adjustable plastic armrests	■ 3611	
4D armrests with soft-touch covers	□ 3414	445 : -
Without armrests	□ 3000	933 : -

Miscellaneous

Lumbar support depth adjustment	□ 6036	159 : -
Height-adjustable neck support in black vinyl	□ 7007	1240 : -
Coat hanger in conjunction with neck support code 7007	□ 6103	307 : -
Fire protection version – possible in combination with the cover fabrics Step or Fame	□ 6004	127 : -
Without transportation protection for castors	□ 6226	
Two-piece pre-assembled (not in conjunction with neck support code 7007)	□ 6232	
Footrest for counter frame	□ 6233	636 : -

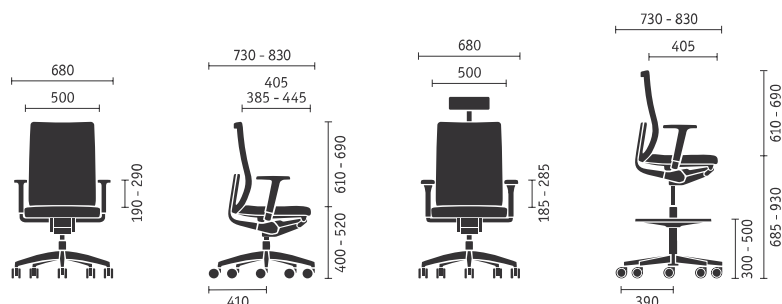
The armrest supports for the 4D armrests are always black, regardless of the material used for the star base.

Membrane cover in the colours:

M81 black, M82 anthracite, M83 grey, M84 blue, M85 orange

Counter design in conjunction with:

- Similar mechanism code 1106
- Gaslift for counter design with footring code 1513
- Aluminium base code 2203
- Constantly braked castors code 2704
- Standard seat code 4500
- Armrests code 3611 or 3414
- Optional footrest code 6233



Sedus se:do

► Swivel chair with upholstered backrest

Fame



ap-102

6 636 : -

Mechanism

Similar mechanism with quick-action tension control	■ 1106	
Similar mechanism with quick-action tension control and forward tilt 4°	□ 1107	254 : -

Seat height-adjustment

Gaslift with mechanical depth-springing	■ 1506	
Gaslift	□ 1503	106 : -
Gaslift for counter design with footring	□ 1513	1622 : -

Model colour / plastic parts

black	■ 103	
-------	-------	--

Base

Plastic base black	■ 2401-103	
Aluminium base black	□ 2203-103	360 : -
Aluminium base white aluminium	□ 2203-119	360 : -
Aluminium base polished	□ 2203-110	880 : -

Castors / Glides

Hard castors for soft flooring	■ 2700	
Soft castors for hard flooring	□ 2701	
Constantly braked castors für Counterausführung	□ 2704	

Upholstery

Backrest with membrane cover	■ 7201-M**	
------------------------------	------------	--

Seat

Standard seat	■ 4500	
Sliding seat (adjustment range 60 mm)	□ 4502	456 : -

Armrests

Height-adjustable plastic armrests	■ 3611	
4D armrests with soft-touch covers	□ 3414	445 : -
Without armrests	□ 3000	933 : -

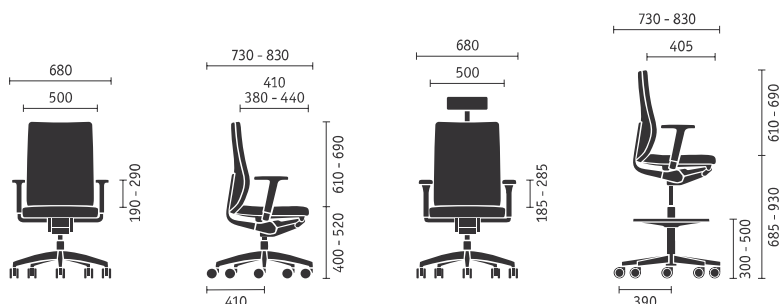
Miscellaneous

Alternative backrest upholstery cover	□ 7001-***	265 : -
Lumbar support depth adjustment	□ 6036	392 : -
Height-adjustable neck support in black vinyl	□ 7007	1240 : -
Coat hanger in conjunction with neck support code 7007	□ 6103	307 : -
Fire protection version – possible in combination with the cover fabrics Step or Fame	□ 6004	106 : -
Without transportation protection for castors	□ 6226	
Two-piece pre-assembled (not in conjunction with neck support code 7007)	□ 6232	
Footrest for counter frame	□ 6233	636 : -

The armrest supports for the 4D armrests are always black, regardless of the material used for the star base.

Counter design in conjunction with:

- Similar mechanism code 1106
- Gaslift for counter design with footring code 1513
- Aluminium base code 2203
- Constantly braked castors code 2704
- Standard seat code 4500
- Armrests code 3611 or 3414
- Optional footrest code 6233



Sedus se:do specification

► Swivel chair, backrest with membrane cover

Basic model – Backrest with membrane cover, height-adjustable backrest, height-adjustable plastic armrests, standard seat, Similar mechanism with quick-action tension control, gaslift with mechanical depth-springing, plastic base black, model colour black, hard castors for soft flooring

Backrest

- Membrane cover in 5 colours (self-supporting knitted fabric in 100% polyester)
- Height adjustment 80 mm, optional lumbar support depth adjustment (12 mm)
- Backrest frame in polyamide with fibreglass reinforcement (nylon), black
- Width 465 mm
- Optional height-adjustable neck support in black vinyl, adjustment range 90 mm, tilt to front 25°
- Optional coat hanger in conjunction with neck support

Armrests

- Height-adjustable plastic armrests, height adjustment 100 mm (190 - 290 mm), clear width 490 - 510 mm
- Optionally available 4D adjustable armrests with Softtouch pads, height adjustment: 100 mm (185 - 285 mm), inside width 450 - 500 mm with parallel armrests, inside width 360 - 510 mm by swivelling the pads (distance between armrest front edges)



Height-adjustable armrests with plastic covers



4D armrests with soft-touch covers

Mechanism

- Similar mechanism with quick-action tension control: balanced force curve due to coordinated spring concept
- Seat and backrest move completely synchronously with the body
- Synchronicity relationship between seat and backrest 1:3
- Adaptation to different user weights enables sensitive latching of the rapid adjustment mechanism (leaning pressure 450 - 1500N [10N = 1 kg])
- Backrest tilts by up to approx. 23°, locks in two positions
- Permanent back support guaranteed even with the seat tilted far back thanks to the balanced force progression of the mechanical spring
- Optional seat tilt adjustment (-4°) for less pressure against the thighs

User weight – Recommended for user weights up to 130 kg

Seat

- Anatomically shaped seat surface with pelvis support, seat pan and rounded front edge of seat
- Shaped foam (polyurethane foam)
- Upholstery thickness 50 mm
- Width 500 mm, depth 405 mm
- Optional sliding seat with seat depth 385 - 445 mm

Seat height-adjustment

- Gaslift with mechanical depth-springing: reinforced cushioning of the body's weight even in the lowest seat position, height adjustment 400 - 520 mm
- Optional gaslift for infinitely variable height adjustment 400 - 520 mm
- Optional gaslift for counter design with footring

Base

- Basic base in polyamide, glass-fibre reinforced, black
- Optional aluminium base, powder-coated, black and white aluminium or polished aluminium
- Hard or soft castors with 65 mm diameter

Counter design

- Footring with 19 mm wide surface area, height-adjustable from 300 to 500 mm, diameter of 500 mm
- Footring and gas spring in black, footring finish in brushed aluminium
- Seat height 685 - 930 mm
- Constantly braked castors for safe mounting with full mobility of the chair, always with soft covering for improved grip even on smooth floors, 65 mm diameter
- Optional footrest 580 x 420 mm



Footring



Footring with footrest

► Swivel chair with upholstered backrest

Basic model – Upholstered backrest, height-adjustable backrest, height-adjustable plastic armrests, standard seat, Similar mechanism with quick-action tension control, gaslift with mechanical depth-springing, plastic base black, model colour black, hard castors for soft flooring

Backrest

- Upholstered backrest (moulded foam in PU with Sedus cover fabrics, attached all round without metal by means of sewn-on piping tape)
- Height adjustment 80 mm, optional lumbar support depth adjustment (25 mm)
- Backrest frame in polyamide with fibreglass reinforcement (nylon), black
- Width 465 mm
- Optional height-adjustable neck support in black vinyl, adjustment range 90 mm, tilt to front 25°
- Optional coat hanger in conjunction with neck support

Armrests

- Height-adjustable plastic armrests, height adjustment 100 mm (190 - 290 mm), clear width 490 - 510 mm
- Optionally available 4D adjustable armrests with Softtouch pads, height adjustment: 100 mm (185 - 285 mm), inside width 450 - 500 mm with parallel armrests, inside width 360 - 510 mm by swivelling the pads (distance between armrest front edges)



Height-adjustable armrests with plastic covers



4D armrests with soft-touch covers

Mechanism

- Similar mechanism with quick-action tension control: balanced force curve due to coordinated spring concept
- Seat and backrest move completely synchronised with the body
- Synchronicity relationship between seat and backrest 1:3
- Adaptation to different user weights enables sensitive latching of the rapid adjustment mechanism (leaning pressure 450 - 1500N [10N = 1 kg])
- Backrest tilts by up to approx. 23°, locks in two positions
- Permanent back support guaranteed even with the seat tilted far back thanks to the balanced force progression of the mechanical spring
- Optional seat tilt adjustment (-4°) for less pressure against the thighs

User weight – Recommended for user weights up to 130 kg

Sedus se:do specification

Seat

- Anatomically shaped seat surface with pelvis support, seat pan and rounded front edge of seat
- Shaped foam (polyurethane foam)
- Upholstery thickness 50 mm
- Width 500 mm, depth 410 mm
- Optional sliding seat with seat depth 380 - 440 mm

Seat height-adjustment

- Gaslift with mechanical depth-springing: reinforced cushioning of the body's weight even in the lowest seat position, height adjustment 400 - 520 mm
- Optional gaslift for infinitely variable height adjustment 400 - 520 mm
- Optional gaslift for counter design with footring

Base

- Basic base in polyamide, glass-fibre reinforced, black
- Optional aluminium base, powder-coated, black and white aluminium or polished aluminium
- Hard or soft castors with 65 mm diameter

Counter design

- Footring with 19 mm wide surface area, height-adjustable from 300 to 500 mm, diameter of 500 mm
- Footring and gas spring in black, footring finish in brushed aluminium
- Seat height 685 - 930 mm
- Constantly braked castors for safe mounting with full mobility of the chair, always with soft covering for improved grip even on smooth floors, 65 mm diameter
- Optional footrest 580 x 420 mm



Footring



Footring with footrest

20 procent rabatt ska dras av på angivna priser

se:flex

sedus

se:flex comes into play wherever a fully ergonomic workplace design in connection with changing users and easy handling is required.



Swivel chair, backrest with membrane cover |



Swivel chair with upholstered backrest



Sedus se:flex

► Swivel chair, backrest with membrane cover

Fame



ef-122

7 187:--

Mechanism

Similar mechanism with automatic weight adjustment ■ 1112

Seat height-adjustment

Gaslift with mechanical depth-springing ■ 1506
Gaslift □ 1503 106:--

Model colour / plastic parts

black ■ 103
light grey □ 147 339:--

Base

Plastic base – the model colour determines the foot colour ■ 2401
Aluminium base polished □ 2203-110 880:--

Castors / Glides

Hard castors for soft flooring ■ 2700
Soft castors for hard flooring □ 2701

Upholstery

Backrest with membrane cover ■ 201-M**

Seat

Sliding seat (adjustment range 70 mm) ■ 4502

Armrests

Multifunction armrests in plastic with soft-touch covers ■ 3714

Lumbar support

Lumbar height adjustment ■ 1801
Lumbar height adjustment with additional depth adjustment □ 1803 159:--
No lumbar support □ 1800 85:--

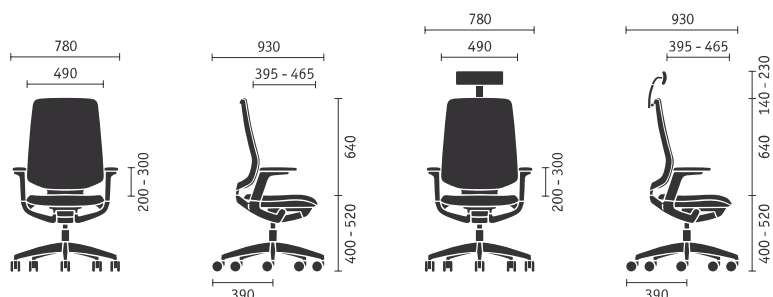
Miscellaneous

Height-adjustable neck support in black vinyl for models in fabric, for models in leather, the leather colour matches the upholstery choice □ 7007 1240:--
Coat hanger □ 6103 307:--
Seat and back connecting flex element in orange □ 6045
Fire protection version – possible in combination with the cover fabrics Step, Fame or Class □ 6004 138:--
Without transportation protection for castors □ 6226

Membrane cover in the colours:

M90 black, M91 sand, M92 mid grey, M93 dark blue, M94 matcha, M95 light grey

20 procent rabatt ska dras av på alla våra priser



Sedus se:flex

► Swivel chair with upholstered backrest



ef-102

Fame

7 611 : -

Mechanism

Similar mechanism with automatic weight adjustment ■ 1112

Seat height-adjustment

Gaslift with mechanical depth-springing ■ 1506
Gaslift □ 1503 106 : -

Model colour / plastic parts

black ■ 103
light grey □ 147 339 : -

Base

Plastic base – the model colour determines the foot colour ■ 2401
Aluminium base polished □ 2203-110 880 : -

Castors / Glides

Hard castors for soft flooring ■ 2700
Soft castors for hard flooring □ 2701

Upholstery

Backrest with membrane cover ■ 201-M**

Seat

Sliding seat (adjustment range 70 mm) ■ 4502

Armrests

Multifunction armrests in plastic with soft-touch covers ■ 3714

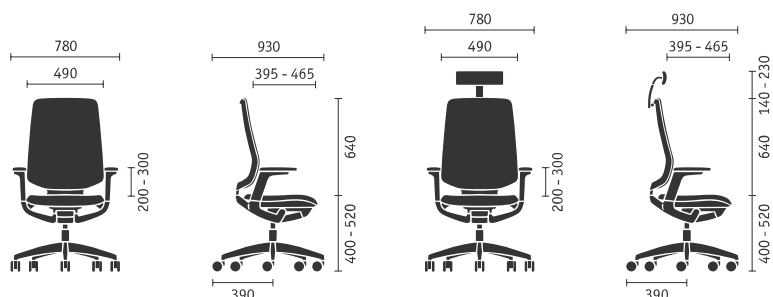
Lumbar support

Lumbar height adjustment ■ 1801
Lumbar height adjustment with additional depth adjustment □ 1803 159 : -
No lumbar support □ 1800 85 : -

Miscellaneous

Alternative backrest upholstery cover □ 7001-*** 265 : -
Height-adjustable neck support in black vinyl for models in fabric, for models in leather, the leather colour matches the upholstery choice □ 7007 1240 : -
Coat hanger □ 6103 307 : -
Seat and back connecting flex element in orange □ 6045
Fire protection version – possible in combination with the cover fabrics Step, Fame or Class □ 6004 159 : -
Without transportation protection for castors □ 6226

20 procent rabatt ska dras av på originalna Priser



Sedus se:flex specification

► Swivel chair, backrest with membrane cover

Basic model	<ul style="list-style-type: none">– Backrest with flexible 3D knitted membrane, height-adjustable lumbar support, multifunctional armrests, similar mechanism with automatic weight adjustment, gas spring with mechanical depth springing, sliding seat, automatic seat forward tilt of up to 5°, black plastic star base, hard castors for soft floors
Backrest	<ul style="list-style-type: none">– 3D knitted membrane in six different colours– Plastic frame made of glass-fibre reinforced polyamide, either in black or light grey– Lumbar support (70 mm height adjustable), optional additional depth-adjustable comfort lumbar feature (up to 20 mm lumbar depth adjustment)– Backrest with flex element ensures both freedom of movement and extra support– Optional fully upholstered neck support with height (90 mm) and tilt adjustment (25°) for fabric models in black artificial leather; for versions in leather, neck support in the selected leather– Optional coat hanger
Armrests	<ul style="list-style-type: none">– Multifunctional armrests with pads made of PUR which are integrated into the model, pivotable (40° inwards, 20° outwards), available in either black or light grey– Height adjustment (100 mm), depth adjustment (40 mm) and a choice of either an inside width of 480 mm when the armrest pads parallel to one another or a distance of between 340 and 600 mm between the armrest front edges when the armrest pads have been swivelled
Mechanism	<ul style="list-style-type: none">– Similar mechanism with automatic user weight recognition with smooth force transmission– Seat and backrest move completely synchronously with the body– Synchronicity relationship between seat and backrest 1:3.5– Automatic adaptation to different users' body weights (leaning weights of 500 N to 1500 N, 10 N = 1 kg]– Backrest tilt mechanism: 26°, locking in foremost position possible or additional restriction of backrest movement at 8, 16 and 26– Automatic forward tilt (resulting from a shift in the user's weight) of up to 5°
User weight	<ul style="list-style-type: none">– Recommended for user weights up to approx. 130 kg
Seat	<ul style="list-style-type: none">– Anatomically shaped seat surface with seat pan and rounded front seat edges– Moulded foam (polyurethane foam)– Width 490 mm, depth 395 - 465 mm
Seat height-adjustment	<ul style="list-style-type: none">– Gaslift with mechanical depth-springing: reinforced cushioning of the body's weight even in the lowest seat position, height adjustment 400 - 520 mm– Optional gaslift for infinitely variable height adjustment of 400 to 520 mm
Base	<ul style="list-style-type: none">– Plastic star base (glass-fibre reinforced polyamide), black or light grey– Optional aluminium base polished– Hard or soft castors with 65 mm diameter

► Swivel chair with upholstered backrest

Basic model	<ul style="list-style-type: none">– Backrest with slim upholstery, height-adjustable lumbar support, multifunctional armrests, similar mechanism with automatic weight adjustment, gas spring with mechanical depth springing, sliding seat, automatic seat forward tilt of up to 5°, black plastic star base, hard castors for soft floors
--------------------	---

Sedus se:flex specification

Backrest	<ul style="list-style-type: none">- Slim upholstery backrest with fabrics from the Sedus upholstery fabric collection, back always in the colour anthracite- Plastic frame made of glass-fibre reinforced polyamide, either in black or light grey- Lumbar support (70 mm height adjustable), optional additional depth-adjustable comfort lumbar feature (up to 20 mm lumbar depth adjustment)- Backrest with flex element ensures both freedom of movement and extra support- Optional fully upholstered neck support with height (90 mm) and tilt adjustment (25°) for fabric models in black artificial leather; for versions in leather, neck support in the selected leather- Optional coat hanger
Armrests	<ul style="list-style-type: none">- Multifunctional armrests with pads made of PUR which are integrated into the model, pivotable (40° inwards, 20° outwards), available in either black or light grey- Height adjustment (100 mm), depth adjustment (40 mm) and a choice of either an inside width of 480 mm when the armrest pads parallel to one another or a distance of between 340 and 600 mm between the armrest front edges when the armrest pads have been swivelled
Mechanism	<ul style="list-style-type: none">- Similar mechanism with automatic user weight recognition with smooth force transmission- Seat and backrest move completely synchronously with the body- Synchronicity relationship between seat and backrest 1:3- Automatic adaptation to different users' body weights (leaning weights of 500 N to 1500 N, 10 N = 1 kg)- Backrest tilt mechanism: 26°, locking in foremost position possible or additional restriction of backrest movement at 8, 16 and 26- Automatic forward tilt (resulting from a shift in the user's weight) of up to 5°
User weight	<ul style="list-style-type: none">- Recommended for user weights up to approx. 130 kg
Seat	<ul style="list-style-type: none">- Anatomically shaped seat surface with seat pan and rounded front seat edges- Moulded foam (polyurethane foam)- Width 490 mm, depth 395 - 465 mm
Seat height-adjustment	<ul style="list-style-type: none">- Gaslift with mechanical depth-springing: reinforced cushioning of the body's weight even in the lowest seat position, height adjustment 400 - 520 mm- Optional gaslift for infinitely variable height adjustment of 400 to 520 mm
Base	<ul style="list-style-type: none">- Plastic star base (glass-fibre reinforced polyamide), black or light grey- Optional aluminium base polished- Hard or soft castors with 65 mm diameter

20 procent rabatt ska dras av på angivna priser