

7% rabatt ska dras av på angivna priser



H - Inredningsarmaturer

Tom Dixon

7%



7% rabatt ska dras av på angivna priser



Våra kontor

Borås

Olovsholmsgatan 25
506 34 Borås

+46 (0)33 21 11 00
boras@inputinterior.se

Jönköping

Huskvarnavägen 64
554 54 Jönköping

+46 (0)36 585 95 30
jonkoping@inputinterior.se

Kinna

Boråsvägen 17
511 56 Kinna

+46 (0)320 20 90 30
kinna@inputinterior.se

Malmö

Flygplansgatan 9
212 39 Malmö

+46 (0)40 20 66 00
malmo@inputinterior.se

Stockholm

Sveavägen 145
113 46 Stockholm

+46 (0)8 517 112 00
stockholm@inputinterior.se

Västerås

Metallverksgatan 4B
721 30 Västerås

+46 (0)21 80 30 30
vasteras@efg.se

Örebro

Radiatorvägen 2
702 27 Örebro

+46 (0)19 767 35 80
orebro@inputinterior.se

Göteborg

Fältspatsgatan 2
421 30 Västra Frölunda

+46 (0)31 799 89 00
goteborg@inputinterior.se

Kalmar

Engelska vägen 5
392 39 Kalmar

+46 (0)480 578 00
kalmar@inputinterior.se

Kristianstad

Västra Storgatan 51K
291 31 Kristianstad

+46 (0)44 785 08 40
kristianstad@inputinterior.se

Norrköping

Västgötegatan 13B
602 21 Norrköping

+46 (0)11 440 94 00
norrkoping@inputinterior.se

Sundsvall

Strandgatan 14
852 31 Sundsvall

+46 (0)60 52 50 10
sundsvall@efg.se

Växjö

Södra Vallviksvägen 10
352 51 Växjö

+46 (0)470 79 37 00
vaxjo@inputinterior.se

Halmstad

Flygaregatan 8
302 38 Halmstad

+46 (0)35 295 85 00
halmstad@inputinterior.se

Karlskrona

Blekingegatan 6A
371 34 Karlskrona

+46 (0)455 68 88 20
karlskrona@inputinterior.se

Linköping

Gottorpsgatan 57
581 19 Linköping

+46 (0)13 36 44 50
linkoping@inputinterior.se

Skellefteå

Brogatan 3
931 62 Skellefteå

+46 (0)910 48 84 60
skelleftea@inputinterior.se

Uppsala

Sjukhusvägen 3
753 09 Uppsala

+46 (0)18 430 53 04
uppsala@inputinterior.se

Helsingborg

Ekslingan 2
254 67 Helsingborg

+46 (0)42 444 96 30
helsingborg@inputinterior.se

Karlstad

Blockgatan 10
653 41 Karlstad

+46 (0)54 775 66 60
karlstad@inputinterior.se

Luleå

Bangårdsgatan 14
972 75 Luleå

+46 (0)920 46 64 30
lulea@inputinterior.se

Skövde

Gustav Adolfs gata 31
541 45 Skövde

+46 (0)500 77 93 80
skovde@inputinterior.se

Umeå

Björnvägen 19
906 40 Umeå

+46 (0)90 34 00 160
umea@inputinterior.se

Input interiör i Norden

Se inputinterior.se för adresser och kontaktuppgifter till våra kontor i Danmark, Finland och Norge samt till alla våra medarbetare.

BEAT WAIST



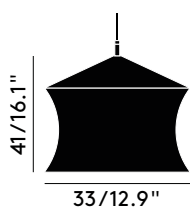
Our range of Beat lights, recognised in homes, restaurants and hotels the world over is an exercise in expressive minimalism. The design is inspired by the sculptural simplicity of traditional Indian water vessels. Available in Pendant, Table, Floor and Wall light versions.

BEAT WAIST BLACK PENDANT EU

Code 4991
 BLS05-PEUM1

Components
 BLS05
 SPA13EU

Year of Design	2016
Material	Brass
Bulb Spec	E27 42W (max). Bulb not included.
Cable Spec	250cm/98.4in black fabric cable. Supplied with a tensile wire.
Dimmability	Mains dimmable (depending on lamp application)



BEAT FLAT



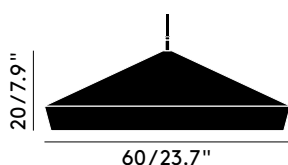
Our range of Beat lights, recognised in homes, restaurants and hotels the world over is an exercise in expressive minimalism. The design is inspired by the sculptural simplicity of traditional Indian water vessels. Available in Pendant, Table, Floor and Wall light versions.

BEAT FLAT BLACK PENDANT EU

Code 4991
 BLS06-PEUM1

Components
 BLS06
 SPA13EU

Year of Design	2016
Material	Brass
Bulb Spec	E27 42W (max). Bulb not included.
Cable Spec	250cm/98.4in black fabric cable. Supplied with tensile wire.
Dimmability	Mains dimmable (depending on lamp application)

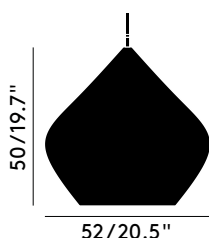


BEAT STOUT



Our range of Beat lights, recognised in homes, restaurants and hotels the world over is an exercise in expressive minimalism. The design is inspired by the sculptural simplicity of traditional Indian water vessels. Available in Pendant, Table, Floor and Wall light versions.

Year of Design	2005
Material	Black – Brass; Brushed Brass; White – Brass; Grey – Silver Plated Brass
Bulb Spec	E27 42W (max). Bulb not included.
Cable Spec	250cm/98.4in black fabric cable (except Beat White which comes with white cable). Supplied with tensile wire.
Dimmability	Mains dimmable (depending on lamp application)



BEAT STOUT BLACK PENDANT EU

Code 9765
BLS04-PEUM2

Components
BLS04
SPA13EU

BEAT STOUT BRUSHED PENDANT EU

Code 9765
BLS04B-PEUM2

Components
BLS04B
SPA13EU

BEAT STOUT WHITE PENDANT EU

Code 9765
BLS04WH-PEUM2

Components
BLS04WH
SPA13WEU

BEAT STOUT GREY PENDANT EU

Code 9765
BLS04GR-PEUM2

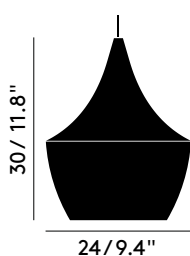
Components
BLS04GR
SPA13EU

BEAT FAT



Our range of Beat lights, recognised in homes, restaurants and hotels the world over is an exercise in expressive minimalism. The design is inspired by the sculptural simplicity of traditional Indian water vessels. Available in Pendant, Table, Floor and Wall light versions.

Year of Design	2005
Material	Black – Brass; Brushed Brass; White – Brass; Grey – Silver Plated Brass
Bulb Spec	G9 33W (max). Bulb not included.
Cable Spec	250cm/98.4in black fabric cable (except Beat White which comes with white cable).
Dimmability	Mains dimmable (depending on lamp application)



BEAT FAT BLACK PENDANT EU

Code	3906
BLS02-PEUM2	
Components	
BLS02	
SPA12EU	

BEAT FAT BRUSHED PENDANT EU

Code	3906
BLS02B-PEUM2	
Components	
BLS02B	
SPA12EU	

BEAT FAT WHITE PENDANT EU

Code	3906
BLS02WH-PEUM2	
Components	
BLS02WH	
SPA12WEU	

BEAT FAT GREY PENDANT EU

Code	3906
BLS02GR-PEUM2	
Components	
BLS02GR	
SPA12EU	

BEAT TALL



Our range of Beat lights, recognised in homes, restaurants and hotels the world over is an exercise in expressive minimalism. The design is inspired by the sculptural simplicity of traditional Indian water vessels. Available in Pendant, Table, Floor and Wall light versions.

Year of Design	2005
Material	Black – Brass; Brushed Brass; White – Brass; Grey – Silver Plated Brass
Bulb Spec	G9 33W (max). Bulb not included.
Cable Spec	250cm/98.4in black fabric cable (except Beat White which comes with white cable)
Dimmability	Mains dimmable (depending on lamp application)



BEAT TALL BLACK PENDANT EU
Code 3906
 BLS03-PEUM2
Components
 BLS03
 SPA12EU

BEAT TALL BRUSHED PENDANT EU
Code 3906
 BLS03B-PEUM2
Components
 BLS03B
 SPA12EU

BEAT TALL WHITE PENDANT EU
Code 3906
 BLS03WH-PEUM2
Components
 BLS03WH
 SPA12WEU

BEAT TALL GREY PENDANT EU
Code 3906
 BLS03GR-PEUM2
Components
 BLS03GR
 SPA12EU

BEAT WIDE



Our range of Beat lights, recognised in homes, restaurants and hotels the world over is an exercise in expressive minimalism. The design is inspired by the sculptural simplicity of traditional Indian water vessels. Available in Pendant, Table, Floor and Wall light versions.

Year of Design	2005
Material	Black – Brass; Brushed Brass; White – Brass; Grey – Silver Plated Brass
Bulb Spec	G9 33W (max). Bulb not included.
Cable Spec	250cm/98.4in black fabric cable (except Beat White which comes with white cable)
Dimmability	Mains dimmable (depending on lamp application)

BEAT WIDE BLACK PENDANT EU

Code	3906
BLS01-PEUM2	
Components	
BLS01	
SPA12EU	

BEAT WIDE BRUSHED PENDANT EU

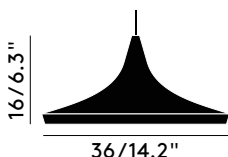
Code	3906
BLS01B-PEUM2	
Components	
BLS01B	
SPA12EU	

BEAT WIDE WHITE PENDANT EU

Code	3906
BLS01WH-PEUM2	
Components	
BLS01WH	
SPA12WEU	

BEAT WIDE GREY PENDANT EU

Code	3906
BLS01GR-PEUM2	
Components	
BLS01GR	
SPA12EU	



COPPER ROUND 25CM



Copper is created by exploding a thin layer of pure metal onto the surface of a polycarbonate globe. Complimentary forms are created in the trademark mirrored copper, allowing clusters to be formed, lower ceilings to be illuminated or narrow corridors to be colonised by the Copper family.


Year of Design	2005
Material	Polycarbonate
Bulb Spec	E14 25W (max). Bulb not included.
Cable Spec	250cm/98.4in clear cable
Dimmability	Mains dimmable (depending on lamp application)

COPPER ROUND 25CM PENDANT EU

Code 3418
MSS02REU

COPPER ROUND BLACK 25CM PENDANT EU

Code 3418
MSS02RBKEU



COPPER ROUND 45CM



Copper is created by exploding a thin layer of pure metal onto the surface of a polycarbonate globe. Complimentary forms are created in the trademark mirrored copper, allowing clusters to be formed, lower ceilings to be illuminated or narrow corridors to be colonised by the Copper family.


Year of Design	2005
Material	Polycarbonate
Bulb Spec	E27 28W (max). Bulb not included.
Cable Spec	250cm/98.4in clear cable
Dimmability	Mains dimmable (depending on lamp application)

COPPER ROUND 45CM PENDANT EU

Code 5208
MSS01REU

COPPER ROUND BLACK 45CM PENDANT EU

Code 5208
MSS01RBKEU



COPPER WIDE



Copper is created by exploding a thin layer of pure metal onto the surface of a polycarbonate globe. Complimentary forms are created in the trademark mirrored copper, allowing clusters to be formed, lower ceilings to be illuminated or narrow corridors to be colonised by the Copper family.

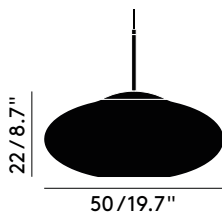
Year of Design	2015
Material	Polycarbonate
Bulb Spec	E27 28W (max). Bulb not included.
Cable Spec	250cm/98.4in clear cable
Dimmability	Mains dimmable (depending on lamp application)

COPPER WIDE PENDANT EU

Code 5208
MSS01WEU

COPPER WIDE BLACK PENDANT EU

Code 5208
MSS01WBKEU



CUT TALL



Futuristic and faceted, Cut is an exercise in optics. Its space-age mirror finish when off transforms into a translucent kaleidoscopic gem when on. Hypnotising reflections repeat infinitely within the diamond cut, vacuum metallised interior. Produced in multiple finishes, short and tall, pendant and surface – these are the latest adventures in our fascination with reflectivity, luminosity and transparency. Cluster for maximum effect.

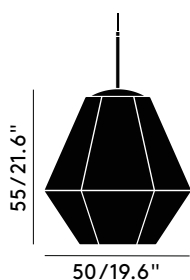
Year of Design	2016
Material	Polycarbonate
Bulb Spec	E27 GLS 28W (max). Bulb not included.
Cable Spec	250cm/98.4in clear cable
Dimmability	Mains dimmable (depending on lamp application)

CUT TALL CHROME PENDANT EU

Code 7378
CUSP02CHEU

CUT TALL GOLD PENDANT EU

Code 7378
CUSP02GOEU



CUT SHORT



Futuristic and faceted, Cut is an exercise in optics. Its space-age mirror finish when off transforms into a translucent kaleidoscopic gem when on. Hypnotising reflections repeat infinitely within the diamond cut, vacuum metallised interior. Produced in multiple finishes, short and tall, pendant and surface – these are the latest adventures in our fascination with reflectivity, luminosity and transparency. Cluster for maximum effect.

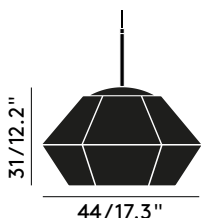
Year of Design	2016
Material	Polycarbonate
Bulb Spec	E27 GLS 28W (max). Bulb not included.
Cable Spec	250cm/98.4in clear cable
Dimmability	Mains dimmable (depending on lamp application)

CUT SHORT CHROME PENDANT EU

Code 6510
CUSP01CHEU

CUT SHORT GOLD PENDANT EU

Code 6510
CUSP01GOEU



ETCH 50CM

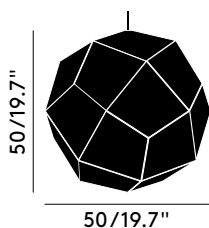


Inspired by the logic of pure mathematics, the Etch range is a series of geodesic structures made of razor thin digitally etched metal sheets. The pendants feature a detailed pattern which casts a mass of intricate shadows when lit.

ETCH BRASS PENDANT 50CM EU

Code **10850**
ETS02B50EU

Year of Design	2014
Material	Brass
Bulb Spec	E27 42W (max). Bulb not included.
Cable Spec	250cm/98.4in black fabric cable
Dimmability	Mains dimmable (depending on lamp application)



ETCH 32CM



Inspired by the logic of pure mathematics, the Etch range is a series of geodesic structures made of razor thin digitally etched metal sheets. The pendants feature a detailed pattern which casts a mass of intricate shadows when lit.

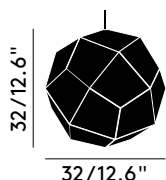
Year of Design	2009
Material	Black – Aluminium; Brass; Copper – Anodised Aluminium; Stainless Steel
Bulb Spec	E27 42W (max). Bulb not included.
Cable Spec	250cm/98.4in black and white striped fabric cable for black and steel. Black fabric cable for brass and copper.
Dimmability	Mains dimmable (depending on lamp application)

ETCH BLACK PENDANT EU
Code 4449
 ETS03BLKEU

ETCH BRASS PENDANT EU
Code 4449
 ETS03BEU

ETCH COPPER PENDANT EU
Code 4449
 ETS03CEU

ETCH STEEL PENDANT EU
Code 4449
 ETS03SEU



ETCH WEB



A series of statement pendants made from acid-etched sheets of metal to create an intricate pattern. A halogen bulb is suspended within the centre of Etch Web to make it the ultimate shadow play pendant.

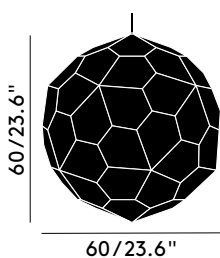
Year of Design	2011
Material	Brass; Stainless Steel
Bulb Spec	E27 42W (max). Bulb not included.
Cable Spec	250cm/98.4in black fabric cable for brass. Black and white striped fabric cable for steel.
Dimmability	Mains dimmable (depending on lamp application)

ETCH WEB BRASS PENDANT EU

Code **17360**
ETW01BEU

ETCH WEB STEEL PENDANT EU

Code **17360**
ETW01SEU



FADE



FADE is a blow moulded polycarbonate light cannon with a teardrop shape that focusses the lightbulb's output into a satisfyingly round and luminous circle. Its metalized finish is unusual as it graduates from completely reflective to transparent in an even fade along the body of the light.

Year of Design	2015
Material	Polycarbonate
Bulb Spec	E27 42W (max). Bulb not included.
Cable Spec	250cm/98.4in clear cable
Dimmability	Mains dimmable (depending on lamp application)

FADE 50CM CHROME PENDANT EU

Code 6347
FAP01CHEU

FADE 50CM COPPER PENDANT EU

Code 6347
FAP01COEU

FADE 50CM GOLD PENDANT EU

Code 6347
FAP01GOEU



FELT

NEW



The texture and depth of Felt adds warmth to any space. Made from double-layered felt heat pressed into a soft organic shape, it features a grey exterior and white interior, and now an all-white finish.

Year of Design	2004
Material	Felt
Bulb Spec	E27 42W (max). Bulb not included.
Cable Spec	250cm/98.4in clear cable
Dimmability	Mains dimmable (depending on lamp application)

FELT PENDANT EU

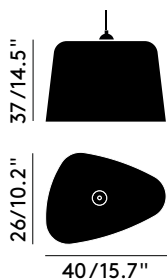
Code 2496
FSS01GW-PEUM2

Components
FSS01GW
SPA08EU

FELT PENDANT WHITE EU

Code 2496
FSS01WW-PEUM1

Components
FSS01WW
SPA08EU



MELT



With Melt, our experiments in the technologically advanced field of vacuum metallisation take on a new twist. Melt is a distorted lighting globe born from our collaboration with Swedish radical design collective FRONT. Available in Pendant, Surface, Floor and Table light versions.


Year of Design	2014
Material	Polycarbonate
Bulb Spec	E27 28W (max). Bulb not included.
Cable Spec	250cm/98.4in clear cable
Dimmability	Mains dimmable (depending on lamp application)

MELT PENDANT CHROME 50CM EU


Code 7975
MES01CHEU

MELT PENDANT GOLD 50CM EU

Code 7975
MES01GEU



MELT



With Melt, our experiments in the technologically advanced field of vacuum metallisation take on a new twist. Melt is a distorted lighting globe born from our collaboration with Swedish radical design collective FRONT. Available in Pendant, Surface, Floor and Table light versions.


Year of Design	2014
Material	Polycarbonate
Bulb Spec	E27 28W (max). Bulb not included.
Cable Spec	250cm/98.4in clear cable
Dimmability	Mains dimmable (depending on lamp application)

MELT PENDANT COPPER 50CM EU

Code 7975
MES01COEU

MELT PENDANT SMOKE 50CM EU

Code 7975
MES01SMEU



MELT LED

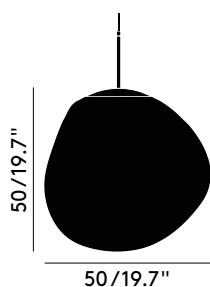


Melt is evocative of molten glass, the interior of a melting glacier or images of deep space. An imperfect, organic and naturalistic light that produces a mesmerizing hot-blown glass effect. The Melt family is now available with a new custom-made Tom Dixon LED ring.

Year of Design	2014
Material	Polycarbonate
LED Spec	6W LED included. LED and driver replaceable via Tom Dixon.
Cable Spec	250cm/98.4in clear cable
Dimmability	Compatible with most LED dimmers

MELT PENDANT CHROME 50CM LED EU	
Code	8680
MES03CHEU	

MELT PENDANT GOLD 50CM LED EU	
Code	8680
MES03GOEU	



MELT LED



OFF



ON



OFF



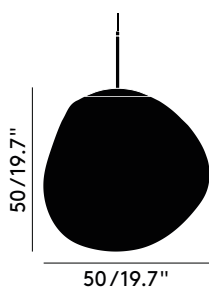
ON

Melt is evocative of molten glass, the interior of a melting glacier or images of deep space. An imperfect, organic and naturalistic light that produces a mesmerizing hot-blown glass effect. The Melt family is now available with a new custom-made Tom Dixon LED ring.

Year of Design	2014
Material	Polycarbonate
LED Spec	6W LED included. LED and driver replaceable via Tom Dixon.
Cable Spec	250cm/98.4in clear cable
Dimmability	Compatible with most LED dimmers

MELT PENDANT COPPER 50CM LED EU	
Code	8680
MES03COEU	

MELT PENDANT SMOKE 50CM LED EU	
Code	8680
MES03SMEU	



MELT MINI



With Melt, our experiments in the technologically advanced field of vacuum metallisation take on a new twist. Melt is a distorted lighting globe born from our collaboration with Swedish radical design collective FRONT. Available in Pendant, Surface, Floor and Table light versions.


Year of Design	2014
Material	Polycarbonate
Bulb Spec	E14 25W (max). Bulb not included.
Cable Spec	250cm/98.4in clear cable
Dimmability	Mains dimmable (depending on lamp application).

MELT PENDANT MINI CHROME EU

Code 5208
MES02CHEU

MELT PENDANT MINI GOLD EU

Code 5208
MES02GEU



MELT MINI



With Melt, our experiments in the technologically advanced field of vacuum metallisation take on a new twist. Melt is a distorted lighting globe born from our collaboration with Swedish radical design collective FRONT. Available in Pendant, Surface, Floor and Table light versions.


Year of Design	2014
Material	Polycarbonate
Bulb Spec	E14 25W (max). Bulb not included.
Cable Spec	250cm/98.4in clear cable
Dimmability	Mains dimmable (depending on lamp application).

MELT PENDANT MINI COPPER EU

Code 5208
MES02COEU

MELT PENDANT MINI SMOKE EU

Code 5208
MES02SMEU



MELT MINI LED




Melt is evocative of molten glass, the interior of a melting glacier or images of deep space. An imperfect, organic and naturalistic light that produces a mesmerizing hot-blown glass effect. The Melt family is now available with a new custom-made Tom Dixon LED ring.

Year of Design	2014
Material	Polycarbonate
LED Spec	6W LED included. LED and driver replaceable via Tom Dixon.
Cable Spec	250cm/98.4in clear cable
Dimmability	Compatible with most LED dimmers

MELT MINI PENDANT CHROME 50CM LED EU	
Code	5751
MES04CHEU	

MELT MINI PENDANT GOLD 50CM LED EU	
Code	5751
MES04GOEU	



MELT MINI LED



Melt is evocative of molten glass, the interior of a melting glacier or images of deep space. An imperfect, organic and naturalistic light that produces a mesmerizing hot-blown glass effect. The Melt family is now available with a new custom-made Tom Dixon LED ring.

Year of Design	2014
Material	Polycarbonate
LED Spec	6W LED included. LED and driver replaceable via Tom Dixon.
Cable Spec	250cm/98.4in clear cable
Dimmability	Compatible with most LED dimmers

MELT MINI PENDANT COPPER 50CM LED EU	
Code	5751
MES04COEU	

MELT MINI PENDANT SMOKE 50CM LED EU	
Code	5751
MES04SMEU	



MIRROR BALL 50CM

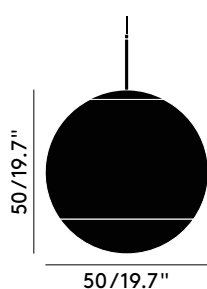


Sometimes your biggest failure could be your biggest success. The aim was to produce a completely spherical, highly mirrored object that would disappear into its surroundings. Instead it does the opposite and is an ultra-visible, highly reflective object referencing space helmets and disco balls.

Year of Design	2002
Material	Polycarbonate
Bulb Spec	E27 28W (max). Bulb not included.
Cable Spec	250cm/98.4in clear cable.
Dimmability	Mains dimmable (depending on lamp application)

**MIRROR BALL CHROME
50CM PENDANT EU** **6673**
Code
MBB50AEU

**MIRROR BALL GOLD
50CM PENDANT EU** **6673**
Code
MBB50GEU



MIRROR BALL 40CM




Sometimes your biggest failure could be your biggest success. The aim was to produce a completely spherical, highly mirrored object that would disappear into its surroundings. Instead it does the opposite and is an ultra-visible, highly reflective object referencing space helmets and disco balls.

Year of Design	2002
Material	Polycarbonate
Bulb Spec	E27 28W (max). Bulb not included.
Cable Spec	250cm/98.4in clear cable
Dimmability	Mains dimmable (depending on lamp application)

**MIRROR BALL CHROME
40CM PENDANT EU** **5751**
Code
MBB40AEU

**MIRROR BALL GOLD
40CM PENDANT EU** **5751**
Code
MBB40GEU



MIRROR BALL 25CM



Sometimes your biggest failure could be your biggest success. The aim was to produce a completely spherical, highly mirrored object that would disappear into its surroundings. Instead it does the opposite and is an ultra-visible, highly reflective object referencing space helmets and disco balls.

Year of Design	2002
Material	Polycarbonate
Bulb Spec	E14 25W (max). Bulb not included.
Cable Spec	250cm/98.4in clear cable
Dimmability	Mains dimmable (depending on lamp application)

**MIRROR BALL CHROME
25CM PENDANT EU** **3798**
Code
MBB25AEU

**MIRROR BALL GOLD
25CM PENDANT EU** **3798**
Code
MBB25GEU



OPAL 50CM




Opal is a family of translucent globes using our own custom recipe of tinted white opalescent polycarbonate. Semi translucent, they maintain an ethereal ghostliness in the daylight and at night form a perfectly illuminated sphere. Coupled with our new custom-made dimmable Tom Dixon LED, the Opal range emits a soft, diffused and flattering light. The gentleness of the light bulb shape is achieved through a blow-moulded custom combination of opalescent plastic.

OPAL PENDANT 50CM EU

Code 5371
 OPP0102EU

Year of Design	2018
Material	Polycarbonate
LED Spec	6W LED included. LED and driver replaceable via Tom Dixon.
Cable Spec	250cm/98.4 in black fabric cable
Dimmability	Compatible with most LED dimmers



OPAL 25CM

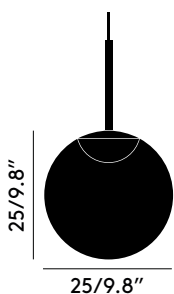


Opal is a family of translucent globes using our own custom recipe of tinted white opalescent polycarbonate. Semi translucent, they maintain an ethereal ghostliness in the daylight and at night form a perfectly illuminated sphere. Coupled with our new custom-made dimmable Tom Dixon LED, the Opal range emits a soft, diffused and flattering light. The gentleness of the light bulb shape is achieved through a blow-moulded custom combination of opalescent plastic.

OPAL PENDANT 25CM EU

Code 3526
 OPP0101EU

Year of Design	2018
Material	Polycarbonate
LED Spec	6W LED included. LED and driver replaceable via Tom Dixon.
Cable Spec	250cm/98.4 in black fabric cable
Dimmability	Compatible with most LED dimmers



PLANE CHANDELIER



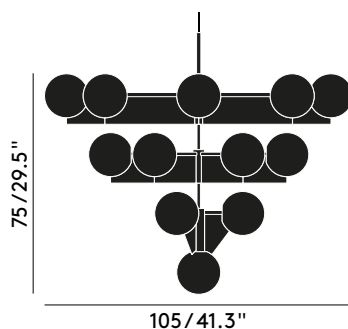
Plane is characterised by its simplicity and bold geometry: basic silhouettes made from a brass-plated steel frame and a double-layered white glass sphere creating a mysterious optical illusion.

PLANE CHANDELIER EU

Code
SLL03ABEU

6327

Year of Design	2014
Material	Brass Plated Steel/Glass
Bulb Spec	18 x G9 25W (max). Bulbs not included.
Cable Spec	250cm/98.4in black braided cable
Dimmability	Mains dimmable (depending on lamp application)



PLANE SHORT CHANDELIER

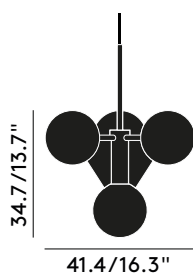


Plane is characterised by its simplicity and bold geometry: basic silhouettes made from a brass-plated steel frame and a double-layered white glass sphere creating a mysterious optical illusion.

PLANE SHORT CHANDELIER EU

Code **10850**
SLL04BEU

Year of Design	2014
Material	Brass Plated Steel/Glass
Bulb Spec	4 × G9 25W (max). Bulb not included.
Cable Spec	250cm/98.4in black braided cable
Dimmability	Mains dimmable (depending on lamp application)



PLANE DROP CHANDELIER

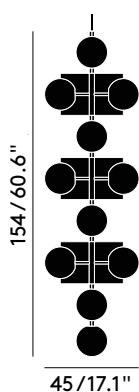


Plane is characterised by its simplicity and bold geometry: basic silhouettes made from a brass-plated steel frame and a double-layered white glass sphere creating a mysterious optical illusion.

PLANE DROP CHANDELIER EU

Code **6327**
SLL05BEU

Year of Design	2016
Material	Brass Plated Steel/Glass
Bulb Spec	15 x G9 25W (max). Bulb not included.
Cable Spec	250cm/98.4in black braided cable
Dimmability	Mains dimmable (depending on lamp application)



SPOT



Framed in a plated stainless-steel surround, Spot is a massively thick glass lens designed to refract the light of integrated LEDs. Comprising of a directional pendant and two IP44 rated wall lights, spot is rendered in high-shine copper and glossy black.

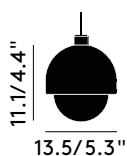
Year of Design	2016
Material	Steel and K9 Glass
LED Spec	6.3W Integrated LED
Cable Spec	250cm/98.4in black braided cable. Supplied with tensile wire
Dimmability	Not dimmable

SPOT PENDANT COPPER ROUND EU

Code 3581
SPOP02CEU

SPOT PENDANT BLACK ROUND EU

Code 3581
SPOP02BEU



SPRING LARGE



Spring is a series of three pendant lamps made up of stainless-steel strips. Pliant ribbons of stainless steel have been arranged like a whisk around our custom-made dimmable Tom Dixon LED ring. The semi-transparent shape thus created can be adjusted to a variety of silhouettes - from a flat arrangement reminiscent of a spirograph drawing, to a flying saucer configuration, and on to a fuller shape akin to a pumpkin. The shades are made from multiple bands of high-performance spring steel plated in an attractive white or brass finish. The nature of the spiral design allows the voluminous shades to be easily flat-packed for transportation.

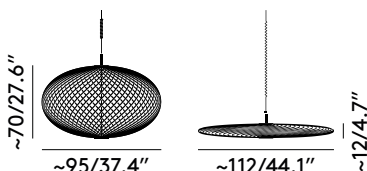
SPRING PENDANT LARGE WHITE EU

Code **16926**
SPP03WEU

SPRING PENDANT LARGE BRASS EU

Code **16926**
SPP03BEU

Year of Design	2018
Material	Stainless steel
LED Spec	6W LED included. LED and driver replaceable via Tom Dixon.
Cable Spec	250cm/98.4in black plastic cable with spiral section 15cm long. Spiral starts 24cm from top puck.
Dimmability	Compatible with most LED dimmers



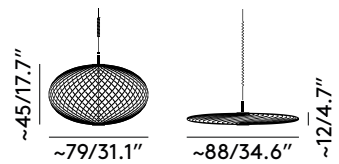
SPRING MEDIUM



Spring is a series of three pendant lamps made up of stainless-steel strips. Pliant ribbons of stainless steel have been arranged like a whisk around our custom-made dimmable Tom Dixon LED ring. The semi-transparent shape thus created can be adjusted to a variety of silhouettes - from a flat arrangement reminiscent of a spirograph drawing, to a flying saucer configuration, and on to a fuller shape akin to a pumpkin. The shades are made from multiple bands of high-performance spring steel plated in an attractive white or brass finish. The nature of the spiral design allows the voluminous shades to be easily flat-packed for transportation.

SPRING PENDANT MEDIUM WHITE EU	
Code	10470
SPP02WEU	
SPRING PENDANT MEDIUM BRASS EU	
Code	10470
SPP02BEU	

Year of Design	2018
Material	Stainless steel
LED Spec	6W LED included. LED and driver replaceable via Tom Dixon.
Cable Spec	250cm/98.4in black plastic cable with spiral section 15cm long. Spiral starts 24cm from top puck.
Dimmability	Compatible with most LED dimmers



SPRING SMALL



Spring is a series of three pendant lamps made up of stainless-steel strips. Pliant ribbons of stainless steel have been arranged like a whisk around our custom-made dimmable Tom Dixon LED ring. The semi-transparent shape thus created can be adjusted to a variety of silhouettes - from a flat arrangement reminiscent of a spirograph drawing, to a flying saucer configuration, and on to a fuller shape akin to a pumpkin. The shades are made from multiple bands of high-performance spring steel plated in an attractive white or brass finish. The nature of the spiral design allows the voluminous shades to be easily flat-packed for transportation.

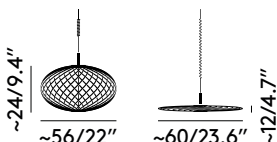
SPRING PENDANT SMALL WHITE EU

Code **6619**
SPP01WEU

SPRING PENDANT SMALL BRASS EU

Code **6619**
SPP01BEU

Year of Design	2018
Material	Stainless steel
LED Spec	6W LED included. LED and driver replaceable via Tom Dixon.
Cable Spec	250cm/98.4in black plastic cable with spiral section 15cm long. Spiral starts 24cm from top puck.
Dimmability	Compatible with most LED dimmers



STONE



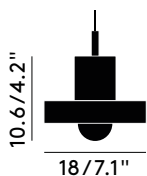
This hard, semi-precious surface has transfixed architects, sculptors and designers for millennia. It is the dream material – tough yet tactile, heavy and long-lasting with individual personality. Available in Pendant, Table and Wall light versions.

STONE PENDANT EU

Code
STP02WEU

2767

Year of Design	2015
Material	Marble and Brass
Bulb Spec	E27 5W brass crown LED 230v. Bulb included.
Cable Spec	250cm/98.4in black fabric cable
Dimmability	Mains dimmable (depending on lamp application)



TOP



OFF



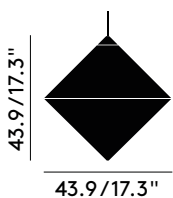
ON

Delicate and elegant, the severe geometry of the acid-etched conical form of Top is reduced but instantly recognisable. A super fine filter of warm light emanates from its micro pierced exterior. When switched off it appears as solid stainless steel, when on it appears light, semi-transparent and ethereal. Designed to be hung in many tidy combinations, the effect of reflected polished yet illuminated stainless steel is a feat of materiality and manufacturing innovation.

TOP SILVER PENDANT EU

Code **6944**
TOP02SEU

Year of Design	2016
Material	Stainless Steel
LED Spec	4.2W Integrated LED
Cable Spec	250cm/98.4in 2 core steel braid cable
Dimmability	Not dimmable



VOID



Inspired by vacuum flasks, Void is made from pure metal which is formed into a complex double-walled shade. A small but powerful halogen bulb deep inside the lamp creates a soft but directional light beam, while the exterior is polished to a highly reflective finish. Available in Pendant and Surface light versions.

Year of Design	2009
Material	Brass; Copper; Stainless Steel
Bulb Spec	G9 33W (max). Bulb not included.
Cable Spec	250cm/98.4in black fabric cable
Dimmability	Mains dimmable (depending on lamp application)

VOID STEEL PENDANT EU

Code 4123
VOS01S-PEUM2

Components
VOS01S
SPA12EU

VOID BRASS PENDANT EU

Code 4123
VOS01B-PEUM2

Components
VOS01B
SPA12EU

VOID COPPER PENDANT EU

Code 4123
VOS01C-PEUM2

Components
VOS01C
SPA12EU



VOID MINI



Inspired by vacuum flasks, Void is made from pure metal which is formed into a complex double-walled shade. A small but powerful halogen bulb deep inside the lamp creates a soft but directional light beam, while the exterior is polished to a highly reflective finish. Available in Pendant and Surface light versions.

Year of Design	2010
Material	Brass; Copper; Stainless Steel
Bulb Spec	G9 33W (max). Bulb not included.
Cable Spec	250cm/98.4in black fabric cable
Dimmability	Mains dimmable (depending on lamp application)

VOID MINI STEEL PENDANT EU	
Code	2441
VOS02S-PEUM2	
Components	
VOS02S	
SPA12EU	

VOID MINI BRASS PENDANT EU	
Code	2441
VOS02B-PEUM2	
Components	
VOS02B	
SPA12EU	

VOID MINI COPPER PENDANT EU	
Code	2441
VOS02C-PEUM2	
Components	
VOS02C	
SPA12EU	



7% rabatt ska dras av på angivna priser

PENDANT SYSTEMS



Each light is a bold statement in its own right but our lighting often sits best in multiples. Endless reflections, spatial play and graphic arrangements showcase the extraordinary in our range.

We have carefully curated a series of pendant systems from our best-selling collections. Each is unique and easy to install with a round, linear or mega ceiling canopy.



BEAT TRIO ROUND EU

- Black** BLPS01-PEUM1
- Brass** BLPS01B-PEUM1
- Grey** BLPS01GR-PEUM1
- White** BLPS01WH-PEUM1

Cluster Diameter	680mm
Ceiling Canopy Diameter	580mm
Drop from Ceiling	1260mm
Weight (Inc Canopy)	9.58kg
No. of Boxes	7
Price	11718



BEAT RANGE LINEAR EU 1

- Black** BLPS03-PEUM1
- Brass** BLPS03B-PEUM1
- Grey** BLPS03GR-PEUM1
- White** BLPS03WH-PEUM1

Cluster Length	1560mm
Ceiling Canopy Length	1570mm
Drop from Ceiling	990mm
Weight (Inc Canopy)	16.26kg
No. of Boxes	13
Price	23436



BEAT RANGE ROUND EU

- Black** BLPS02-PEUM1
- Brass** BLPS02B-PEUM1
- Grey** BLPS02GR-PEUM1
- White** BLPS02WH-PEUM1

Cluster Diameter	850mm
Ceiling Canopy Diameter	580mm
Drop from Ceiling	1390mm
Weight (Inc Canopy)	15.57kg
No. of Boxes	9
Price	21483



BEAT RANGE LINEAR EU 2

- Black** BLPS04-PEUM1

Cluster Length	1700mm
Ceiling Canopy Length	1570mm
Drop from Ceiling	860mm
Weight (Inc Canopy)	20.97kg
No. of Boxes	7
Price	19747

*Ceiling canopy provided free of charge. (Valued at SEK 5968).



COPPER RANGE ROUND EU

Black CLPS04BK-PEUM1
Copper CLPS04-PEUM1

Cluster Diameter 950mm
Ceiling Canopy Diameter 580mm
Drop from Ceiling 1370mm
Weight (Inc Canopy) 11.02kg
No. of Boxes 5
Price 17252



COPPER 25CM ROUND EU

Black CLPS02BK-PEUM1
Copper CLPS02-PEUM1

Cluster Diameter 700mm
Ceiling Canopy Diameter 580mm
Drop from Ceiling 1240mm
Weight (Inc Canopy) 12.4kg
No. of Boxes 6
Price 17089



COPPER TRIO ROUND EU

Black CLPS03BK-PEUM1
Copper CLPS03-PEUM1

Cluster Diameter 780mm
Ceiling Canopy Diameter 580mm
Drop from Ceiling 1090mm
Weight (Inc Canopy) 11.08kg
No. of Boxes 4
Price 12044



MELT TRIO ROUND EU

Chrome MLPS01CH-PEUM1
Copper MLPS01C-PEUM1
Gold MLPS01G-PEUM1
Smoke MLPS01SM-PEUM1

Cluster Diameter 810mm
Ceiling Canopy Diameter 580mm
Drop from Ceiling 1410mm
Weight (Inc Canopy) 11.18kg
No. of Boxes 4
Price 18391



MELT MINI ROUND EU

Chrome MLPS02CH-PEUM1
Copper MLPS02C-PEUM1
Gold MLPS02G-PEUM1
Smoke MLPS02SM-PEUM1

Cluster Diameter 730mm
Ceiling Canopy Diameter 580mm
Drop from Ceiling 1400mm
Weight (Inc Canopy) 12.9kg
No. of Boxes 6
Price 26040



MELT LARGE ROUND EU

Chrome MLPS03CH-PEUM1
Copper MLPS03C-PEUM1
Gold MLPS03G-PEUM1
Smoke MLPS03SM-PEUM1

Cluster Diameter 950mm
Ceiling Canopy Diameter 580mm
Drop from Ceiling 1830mm
Weight (Inc Canopy) 15.7kg
No. of Boxes 6
Price 31574

*Ceiling canopy provided free of charge. (Valued at SEK 5968).



MELT LED TRIO ROUND EU

Chrome MLPS04CH-PEUM1
Copper MLPS04C-PEUM1
Gold MLPS04G-PEUM1
Smoke MLPS04SM-PEUM1

Cluster Diameter 810mm
Ceiling Canopy Diameter 580mm
Drop from Ceiling 1410mm
Weight (Inc Canopy) 11.18kg
No. of Boxes 4
Price 20181



MELT LED MINI ROUND EU

Chrome MLPS05CH-PEUM1
Copper MLPS05C-PEUM1
Gold MLPS05G-PEUM1
Smoke MLPS05SM-PEUM1

Cluster Diameter 730mm
Ceiling Canopy Diameter 580mm
Drop from Ceiling 1400mm
Weight (Inc Canopy) 12.9kg
No. of Boxes 6
Price 28753



MELT LED LARGE ROUND EU

Chrome MLPS06CH-PEUM1
Copper MLPS06C-PEUM1
Gold MLPS06G-PEUM1
Smoke MLPS06SM-PEUM1

Cluster Diameter 950mm
Ceiling Canopy Diameter 580mm
Drop from Ceiling 1830mm
Weight (Inc Canopy) 15.7kg
No. of Boxes 6
Price 34612



VOID TRIO ROUND EU

Brass VLPS01B-PEUM1
Copper VLPS01CO-PEUM1
Steel VLPS01S-PEUM1


Cluster Diameter 510mm
Ceiling Canopy Diameter 580mm
Drop from Ceiling 1140mm
Weight (Inc Canopy) 13.41kg
No. of Boxes 7
Price 12369



VOID RANGE ROUND EU

Brass VLPS02B-PEUM1
Copper VLPS02CO-PEUM1
Steel VLPS02S-PEUM1

Cluster Diameter 310mm
Ceiling Canopy Diameter 580mm
Drop from Ceiling 1260mm
Weight (Inc Canopy) 14.66kg
No. of Boxes 11
Price 15569



VOID MINI ROUND EU

Brass VLPS03B-PEUM1
Copper VLPS03CO-PEUM1
Steel VLPS03S-PEUM1

Cluster Diameter 240mm
Ceiling Canopy Diameter 580mm
Drop from Ceiling 2500mm
Weight (Inc Canopy) 11.8kg
No. of Boxes 11
Price 12206



TOP LINEAR EU

Silver TOPS01-PEUM2

Cluster Length	1460mm
Ceiling Canopy Length	1570mm
Drop from Ceiling	1150mm
Weight (Inc Canopy)	12.5kg
No. of Boxes	6
Price	34720



OPAL MINI ROUND EU

White OLPS0101-PEUM1

Cluster Diameter	730mm
Ceiling Canopy Diameter	580mm
Drop from Ceiling	1400mm
Weight (Inc Canopy)	12.9kg
No. of Boxes	6
Price	17631

*Ceiling canopy provided free of charge. (Valued at SEK 5968)



MIRROR BALL 40CM ROUND EU

Chrome MBPS01-PEUM1
Gold MBPS01G-PEUM1

Cluster Diameter 580mm
Ceiling Canopy Diameter 580mm
Drop from Ceiling 1390mm
Weight (Inc Canopy) 11.34kg
No. of Boxes 4
Price 17252



MIRROR BALL RANGE ROUND EU

Chrome MBPS02-PEUM1
Gold MBPS02G-PEUM1

Cluster Diameter 950mm
Ceiling Canopy Diameter 580mm
Drop from Ceiling 1390mm
Weight (Inc Canopy) 10.68kg
No. of Boxes 4
Price 16221



MIRROR BALL 25CM LINEAR EU

Chrome MBPS03-PEUM1
Gold MBPS03G-PEUM1

Cluster Length 1590mm
Ceiling Canopy Length 1570mm
Drop from Ceiling 1030mm
Weight (Inc Canopy) 12kg
No. of Boxes 6
Price 18988



CUT TRIO ROUND EU

Chrome CUS01CH-PEUM1
Gold CUS01GO-PEUM1

Cluster Diameter 880mm
Ceiling Canopy Diameter 580mm
Drop from Ceiling 1580mm
Weight (Inc Canopy) 10.1kg
No. of Boxes 4
Price 20398

*Ceiling canopy provided free of charge. (Valued at SEK 5968).

**ETCH BRASS TRIO ROUND EU****Brass** ELPS01B-PEUM1

Cluster Diameter	830mm
Ceiling Canopy Diameter	580mm
Drop from Ceiling	1320mm
Weight (Inc Canopy)	12.05kg
No. of Boxes	4
Price	19747

**ETCH 32CM ROUND EU****Black** ELPS02BLK-PEUM1**Brass** ELPS02B-PEUM1**Copper** ELPS02C-PEUM1**Steel** ELPS02S-PEUM1

Cluster Diameter	780mm
Ceiling Canopy Diameter	580mm
Drop from Ceiling	1770mm
Weight (Inc Canopy)	16.35kg
No. of Boxes	6
Price	22243

**FADE ROUND EU****Chrome** FLPS01CH-PEUM1**Copper** FLPS01CO-PEUM1**Gold** FLPS01G-PEUM1

Cluster Diameter	750mm
Ceiling Canopy Diameter	580mm
Drop from Ceiling	2010mm
Weight (Inc Canopy)	16.3kg
No. of Boxes	6
Price	31736

**FADE LINEAR EU****Chrome** FLPS02CH-PEUM1**Copper** FLPS02CO-PEUM1**Gold** FLPS02G-PEUM1

Cluster Length	1650mm
Ceiling Canopy Length	1570mm
Drop from Ceiling	1390mm
Weight (Inc Canopy)	18.5kg
No. of Boxes	6
Price	31736

*Ceiling canopy provided free of charge. (Valued at SEK 5968).



BEAT MEGA EU

Black BLMS01-PEUM1

Cluster Diameter 1530mm
Ceiling Canopy Diameter 1480mm
Drop from Ceiling 1530mm
Weight (Inc Canopy) 71.17kg
No. of Boxes 39 (19 shades, 19 fittings, 1 ceiling canopy)
Price 99712



COPPER RANGE MEGA EU

Black CLMS02BK-PEUM1
Copper CLMS02-PEUM1

Cluster Diameter 1740mm
Ceiling Canopy Diameter 1480mm
Drop from Ceiling 1490mm
Weight (Inc Canopy) 38.58kg
No. of Boxes 17 (16 shades, 1 ceiling canopy)
Price 80073



MELT MEGA EU

Chrome MLMS01CH-PEUM1
Copper MLMS01C-PEUM1
Gold MLMS01G-PEUM1
Smoke MLMS01SM-PEUM1

Cluster Diameter 1540.5mm
Ceiling Canopy Diameter 1480mm
Drop from Ceiling 1460mm
Weight (Inc Canopy) 45.56kg
No. of Boxes 12 (11 shades, 1 ceiling canopy)
Price 88536



MELT LED MEGA EU

Chrome MLMS02CH-PEUM1
Copper MLMS02C-PEUM1
Gold MLMS02G-PEUM1
Smoke MLMS02SM-PEUM1

Cluster Diameter 1540.5mm
Ceiling Canopy Diameter 1480mm
Drop from Ceiling 1460mm
Weight (Inc Canopy) 45.56kg
No. of Boxes 12 (11 shades, 1 ceiling canopy)
Price 95480


*Mega Canopy is included in the cost of the above Pendant Systems at a discounted price of SEK 14648 (Full Price SEK 34937).



CUT MEGA EU

Chrome CTMS01CH-PEUM1
Gold CTMS01GO-PEUM1

Cluster Diameter 1710mm
Ceiling Canopy Diameter 1480mm
Drop from Ceiling 1490mm
Weight (Inc Canopy) 42kg
No. of Boxes 14 (13 shades, 1 ceiling canopy)
Price 103618



ETCH MEGA 2 EU

Brass ELMS02B-PEUM1

Cluster Diameter 1534mm
Ceiling Canopy Diameter 1480mm
Drop from Ceiling 1415mm
Weight (Inc Canopy) 47.6kg
No. of Boxes 15 (14 shades, 1 ceiling canopy)
Price 115336



MIRROR BALL GOLD MEGA EU

Chrome MBMS01-PEUM1
Gold MBMS01G-PEUM1

Cluster Diameter 1540mm
Ceiling Canopy Diameter 1480mm
Drop from Ceiling 2030.5mm
Weight (Inc Canopy) 53.34kg
No. of Boxes 20 (19 shades, 1 ceiling canopy)
Price 115770

*Mega Canopy is included in the cost of the above Pendant Systems at a discounted price of SEK 14648 (Full Price SEK 34937).



TOP MEGA EU

Silver TOMS01-PEUM2

Cluster Diameter	1650mm
Ceiling Canopy Diameter	1480mm
Drop from Ceiling	1580.5mm
Weight (Inc Canopy)	39.76kg
No. of Boxes	20 (19 shades, 1 ceiling canopy)
Price	146584

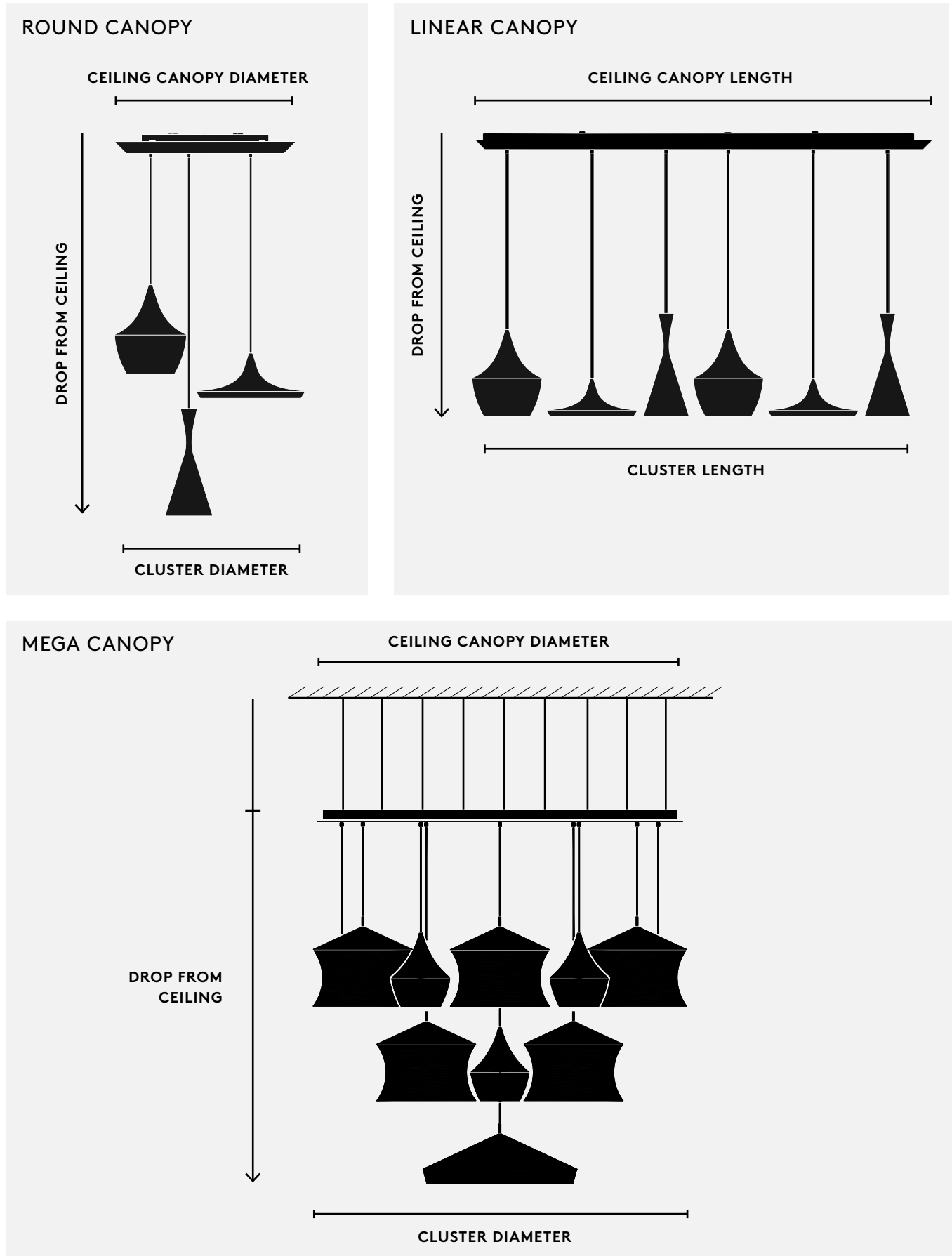


OPAL MEGA EU

White OLMS0101-PEUM1

Cluster Diameter	1610mm
Ceiling Canopy Diameter	1480mm
Drop from Ceiling	1430mm
Weight (Inc Canopy)	45.56kg
No. of Boxes	12 (11 shades, 1 ceiling canopy)
Price	64503

MEASUREMENT GUIDE



PENDANT SYSTEM INFORMATION

Bespoke Pendant Systems

You can order a bespoke pendant system as long as:

- (a) the value of the lights you order is at least equal to the lowest value pendant system we offer.
- (b) your order abides by the following constraints:

Round canopy	20kgs (44.09lbs)
Linear canopy	20kgs (44.09lbs)
Mega canopy	52kgs (115lbs)

Round and Linear

Made from laser cut steel and vacuum formed plastic, the Pendant System is a mechanically engineered complete lighting solution for suspending multiple Tom Dixon lighting configurations and conceals unsightly wiring.

Maximum quantity of pendants per ceiling canopy: 6

The Mega

The Mega ceiling canopy is made from an aluminium plate with a raw, industrial style finish, offering up to 215 hole positions. Each style can be customised by simply drilling a hole in the desired position.

Maximum quantity of pendants per ceiling canopy: 19

Installation

To assist with installation, the canopies have etched hole markings with easy to follow co-ordinates, allowing for a flexible positioning of pendants within a cluster.

Detailed plans of the configurations and co-ordinates for multiple product clusters are available to download directly from the Tom Dixon website. In addition, all of our canopies can be primed and painted to compliment any interior environment.

7% rabatt ska dras av på angivna priser



**SURFACE, WALL
& IP RATED**

BASE WALL



With its industrial aesthetic, cast iron base, minimal metallic shade and classical proportions, Base remains an interior design staple. Available in Table, Floor and Wall light versions.

Year of Design	2006
Material	Brushed Brass Shade, Cast Iron Fitting
Bulb Spec	2 × E14 25W (max). Bulb not included.
Dimmability	Mains dimmable (depending on lamp application)

BASE BRASS WALL EU	
Code	7324
BSS03-WEUM1	
Components	
BSS03	
BSA03EU	



BEAT WALL

NEW

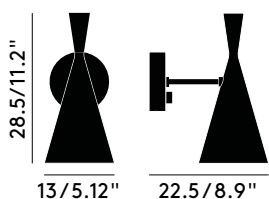


Our range of Beat lights, recognised in homes, restaurants and hotels the world over is an exercise in expressive minimalism. The design is inspired by the sculptural simplicity of traditional Indian water vessels. Available in Pendant, Table, Floor and Wall light versions.

Year of Design	2013
Material	Brass
Bulb Spec	E14 42W (max). Bulb not included.
Dimmability	Dimmer switch on base

BEAT WALL BLACK EU
Code 3906
 BLW01EU

BEAT WALL WHITE EU
Code 3906
 BLW01WEU



BOOM WALL



This functional and beautifully engineered task light takes its inspiration from generations of draughtsman's and machinists lamps, reduced to a series of cylinders, tubes and junctions arranged in a minimalist sculptural composition. Available in Table and Wall light versions.

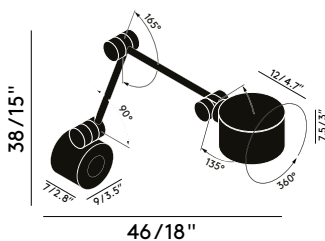
Year of Design	2015
Material	Aluminium
Bulb Spec	E14 7W LED. Bulb not included.
Cable Spec	250cm/98.4in black braided cable
Dimmability	Not dimmable

BOOM WALL LIGHT ALUMINIUM EU

Code 2170
BMWL01ALUEU.01

BOOM WALL LIGHT BLACK EU

Code 2170
BMWL01BLKEU.01



CUT SURFACE



OFF



ON



OFF



ON

Futuristic and faceted, Cut is an exercise in optics. Its space-age mirror finish when off transforms into a translucent kaleidoscopic gem when on. Hypnotising reflections repeat infinitely within the diamond cut, vacuum metallised interior. Produced in multiple finishes, short and tall, pendant and surface – these are the latest adventures in our fascination with reflectivity, luminosity and transparency. Cluster for maximum effect.

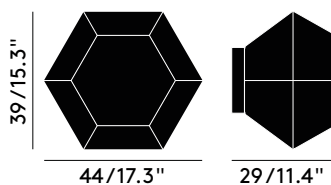
Year of Design	2016
Material	Polycarbonate
Bulb Spec	E27 GLS 28W (max). Bulb not included.
Dimmability	Mains dimmable (depending on lamp application)

CUT CHROME SURFACE EU

Code **6510**
CUSS02CHEU

CUT GOLD SURFACE EU

Code **6510**
CUSS02GOEU



MELT SURFACE



OFF



ON



OFF



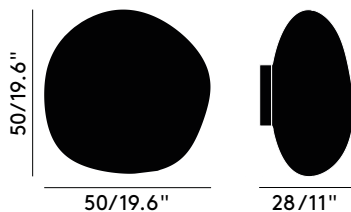
ON

With Melt, our experiments in the technologically advanced field of vacuum metallisation take on a new twist. Melt is a distorted lighting globe born from our collaboration with Swedish radical design collective FRONT. Available in Pendant, Surface, Floor and Table light versions.

Year of Design	2016
Material	Polycarbonate
Bulb Spec	E27 GLS 28W (max). Bulb not included.
Dimmability	Mains dimmable (depending on lamp application)

MELT CHROME SURFACE EU
Code **6510**
 MESS02CHEU

MELT GOLD SURFACE EU
Code **6510**
 MESS02GOEU



MELT SURFACE



OFF



ON



OFF



ON

With Melt, our experiments in the technologically advanced field of vacuum metallisation take on a new twist. Melt is a distorted lighting globe born from our collaboration with Swedish radical design collective FRONT. Available in Pendant, Surface, Floor and Table light versions.

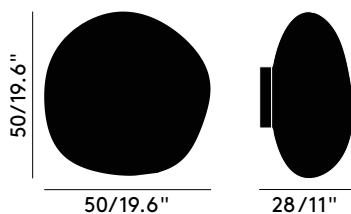
Year of Design	2016
Material	Polycarbonate
Bulb Spec	E27 GLS 28W (max). Bulb not included.
Dimmability	Mains dimmable (depending on lamp application)

MELT COPPER SURFACE EU

Code **6510**
MESS02COEU

MELT SMOKE SURFACE EU

Code **6510**
MESS02SMEU



MELT SURFACE LED



OFF



ON



OFF



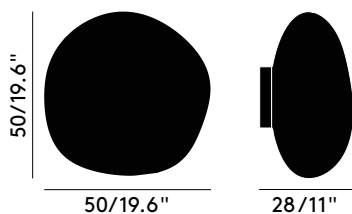
ON

With Melt, our experiments in the technologically advanced field of vacuum metallisation take on a new twist. Melt is a distorted lighting globe born from our collaboration with Swedish radical design collective FRONT. Now available with a new custom-made dimmable Tom Dixon LED ring.

Year of Design	2016
Material	Polycarbonate
LED Spec	6W LED included. LED and driver replaceable via Tom Dixon.
Dimmability	Compatible with most LED dimmers

MELT SURFACE CHROME LED EU	
Code	7487
MESS03CHEU	

MELT SURFACE GOLD LED EU	
Code	7487
MESS03GOEU	



MELT SURFACE LED



OFF



ON



OFF



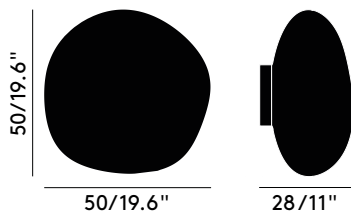
ON

With Melt, our experiments in the technologically advanced field of vacuum metallisation take on a new twist. Melt is a distorted lighting globe born from our collaboration with Swedish radical design collective FRONT. Now available with a new custom-made dimmable Tom Dixon LED ring.

Year of Design	2016
Material	Polycarbonate
LED Spec	6W LED included. LED and driver replaceable via Tom Dixon.
Dimmability	Compatible with most LED dimmers

MELT SURFACE COPPER LED EU	
Code	7487
MESS03COEU	

MELT SURFACE SMOKE LED EU	
Code	7487
MESS03SMEU	



MELT MINI SURFACE LED



OFF



ON



OFF



ON

Melt is evocative of molten glass, the interior of a melting glacier or images of deep space. An imperfect, organic and naturalistic light that produces a mesmerizing hot-blown glass effect. The Melt family is now available with a new custom-made Tom Dixon LED ring.

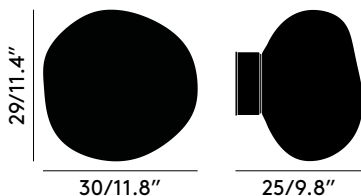
Year of Design	2018
Material	Polycarbonate
LED Spec	6W LED included. LED and driver replaceable via Tom Dixon.
Dimmability	Compatible with most LED dimmers

MELT MINI SURFACE CHROME LED EU

Code 5100
MESS04CHEU

MELT MINI SURFACE GOLD LED EU


Code 5100
MESS04GOEU



MELT MINI SURFACE LED



OFF



ON



OFF



ON

Melt is evocative of molten glass, the interior of a melting glacier or images of deep space. An imperfect, organic and naturalistic light that produces a mesmerizing hot-blown glass effect. The Melt family is now available with a new custom-made Tom Dixon LED ring.

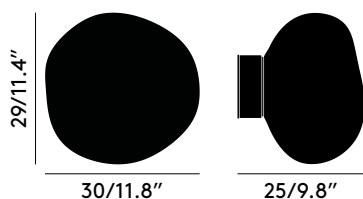
Year of Design	2018
Material	Polycarbonate
LED Spec	6W LED included. LED and driver replaceable via Tom Dixon.
Dimmability	Compatible with most LED dimmers

MELT MINI SURFACE COPPER LED EU

Code 5100
MESS04COEU


MELT MINI SURFACE SMOKE LED EU

Code 5100
MESS04SMEU



OPAL SURFACE

NEW



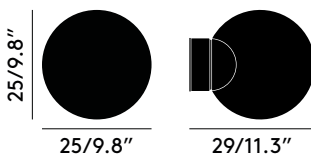
Opal is a family of translucent globes using our own custom recipe of tinted white opalescent polycarbonate. Semi translucent, they maintain an ethereal ghostliness in the daylight and at night form a perfectly illuminated sphere. Coupled with our new custom-made dimmable Tom Dixon LED, the Opal range emits a soft, diffused and flattering light. The gentleness of the light bulb shape is achieved through a blow-moulded custom combination of opalescent plastic.

OPAL SURFACE EU

Code
OPS0101EU

3472

Year of Design	2018
Material	Polycarbonate
LED Spec	6W LED included. LED and driver replaceable via Tom Dixon.
Dimmability	Compatible with most LED dimmers



PLANE SURFACE



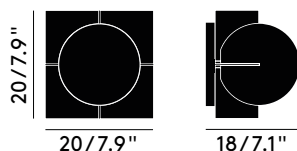
Plane is characterised by its simplicity and bold geometry: basic silhouettes made from a brass-plated steel frame and a double-layered white glass sphere creating a mysterious optical illusion. Available in Pendant, Chandelier, Table and Wall light versions.

PLANE SURFACE EU

Code
SLW02BEU

3906

Year of Design	2014
Material	Glass, Brass Plated Steel
Bulb Spec	G9 25W (max). Bulb not included.
Dimmability	Mains dimmable (depending on lamp application)
IP44 Rating	As a wall light only



SPOT SURFACE OBROUND



Framed in a plated stainless-steel surround, Spot is a massively thick glass lens designed to refract the light of integrated LEDs. Comprising of a directional pendant and two IP44 rated wall lights, spot is rendered in high-shine copper and glossy black.

Year of Design	2016
Material	Stainless Steel and K9 Glass
LED Spec	5.5W Integrated LED
Dimmability	Not dimmable
IP44 Rating	As a wall light only

SPOT SURFACE OBROUND EU

Code **3581**
SPOW04CEU

SPOT SURFACE OBROUND BLACK EU

Code **3581**
SPOW04BEU



SPOT SURFACE ROUND



Framed in a plated stainless-steel surround, Spot is a massively thick glass lens designed to refract the light of integrated LEDs. Comprising of a directional pendant and two IP44 rated wall lights, spot is rendered in high-shine copper and glossy black.

Year of Design	2016
Material	Stainless Steel and K9 Glass
LED Spec	3.5W Integrated LED
Dimmability	Not dimmable
IP44 Rating	As a wall light only

SPOT SURFACE ROUND EU

Code 3581
SPOW03CEU

SPOT SURFACE ROUND BLACK EU

Code 3581
SPOW03BEU



STONE WALL



This hard, semi-precious surface has transfixed architects, sculptors and designers for millennia. It is the dream material – tough yet tactile, heavy and long-lasting with individual personality. Available in Pendant, Table and Wall light versions.

STONE WALL EU

Code
STW02WEU

2875

Year of Design 2016
Material Marble, Glass

Bulb Spec E27 5W Brass Crowned LED 230v. Bulb included.
Dimmability Mains dimmable (depending on lamp application)
IP44 Rating As a wall light only

18/7.1"



18/7.1"



11.2/4.4"

VOID SURFACE



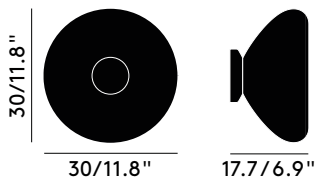
Inspired by vacuum flasks, Void is made from pure metal which is formed into a complex double-walled shade. A small but powerful halogen bulb deep inside the lamp creates a soft but directional light beam, while the exterior is polished to a highly reflective finish. Available in Pendant and Surface light versions.

Year of Design	2016
Material	Brass; Copper; Stainless Steel
Bulb Spec	G9 33W (max). Bulb not included.
Dimmability	Mains dimmable (depending on lamp application)

VOID STEEL SURFACE EU	
Code	4069
VOS01S-SMEU	
Components	
VOS01S	
VSA01EU	

VOID BRASS SURFACE EU	
Code	4069
VOS01B-SMEU	
Components	
VOS01B	
VSA01EU	

VOID COPPER SURFACE EU	
Code	4069
VOS01C-SMEU	
Components	
VOS01C	
VSA01EU	



7% rabatt ska dras av på angivna priser



FLOOR & TABLE

BASE FLOOR

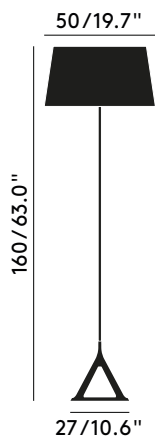


With its industrial aesthetic, cast iron base, minimal metallic shade and classical proportions, Base remains an interior design staple. Available in Table, Floor and Wall light versions.

Year of Design	2006
Material	Brushed Brass Shade, Cast Iron Base
Bulb Spec	E27 42W (max). Bulb not included.
Cable Spec	300cm/118in black fabric cable with foot switch 100cm/39.4in from the plug
Dimmability	Not dimmable

BASE BRASS FLOOR EU

Code	11284
BSS02-FEUM1	
Components	
BSS02	
BSF02EU	



BASE TABLE



With its industrial aesthetic, cast iron base, minimal metallic shade and classical proportions, Base remains an interior design staple. Available in Table, Floor and Wall light versions.

Year of Design	2006
Material	Brushed Brass Shade, Cast Iron Base
Bulb Spec	E14 40W (max). Bulb not included.
Cable Spec	300cm/118in black fabric cable with in line switch 100cm/39.4in from lamp
Dimmability	Not dimmable

BASE BRASS TABLE EU	
Code	4991
BSS01-TEUM1	
Components	
BSS01	
BST02EU	



BEAT FLOOR



Our range of Beat lights, recognised in homes, restaurants and hotels the world over is an exercise in expressive minimalism. The design is inspired by the sculptural simplicity of traditional Indian water vessels. Available in Pendant, Table, Floor and Wall light versions.

Year of Design	2013
Material	Brass Shade, Cast Iron Base
Bulb Spec	E14 42W (max). Bulb not included.
Cable Spec	200cm/78.7in black fabric cable with inline foot switch 100cm/39.4 in from the light base
Dimmability	Not dimmable

BEAT FLOOR BLACK EU

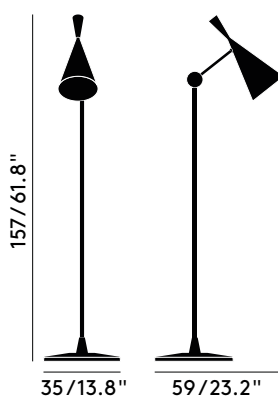
Code 8951
BLF01EU

BEAT FLOOR BRASS EU

Code 8951
BLF01BEU

BEAT FLOOR WHITE EU

Code 8951
BLF01WEU



BEAT TABLE

NEW



Our range of Beat lights, recognised in homes, restaurants and hotels the world over is an exercise in expressive minimalism. The design is inspired by the sculptural simplicity of traditional Indian water vessels. Available in Pendant, Table, Floor and Wall light versions.

Year of Design	2013
Material	Brass Shade, Cast Iron Base
Bulb Spec	E14 42W (max). Bulb not included.
Cable Spec	200cm/78.7in black fabric cable
Dimmability	Dimmer switch on base

BEAT TABLE BLACK EU

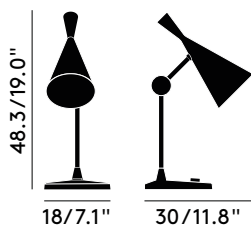
Code 5100
BLT01EU

BEAT TABLE BRASS EU

Code 5100
BLT01BEU

BEAT TABLE WHITE EU

Code 5100
BLT01WEU



BELL FLOOR

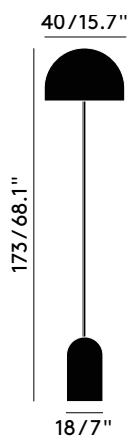


Formed from chrome plated steel, Bell is an exercise in reductionism. The hyper polished reflective surface allows it to take on the tone and characteristics of its surroundings. Available in Table and Floor light versions.

BELL CHROME FLOOR EU

Code **9874**
BEF01CHEU.01

Year of Design	2012
Material	Steel
Bulb Spec	E27 60W (max). Bulb not included.
Cable Spec	200cm/78.7in black fabric cable with inline foot switch
Dimmability	Not dimmable



BELL TABLE



Formed from brass, copper or chrome plated steel, Bell is an exercise in reductionism. The hyper polished reflective surface allows it to take on the tone and characteristics of its surroundings. Available in Table and Floor light versions.

Year of Design	2012
Material	Steel
Bulb Spec	E27 60W (max). Bulb not included
Cable Spec	200cm/78.7in black fabric cable
Dimmability	Dimmer switch on base

BELL TABLE LIGHT COPPER EU

Code 5262
BET01CEU

BELL TABLE LIGHT CHROME EU

Code 5262
BET01CHEU.01

BELL TABLE LIGHT BRASS EU

Code 5262
BET01BEU

BELL TABLE LIGHT BLACK EU

Code 5262
BET01BKEU



BELL TABLE LARGE



Formed from black coated and chrome plated steel, Bell is an exercise in reductionism. The hyper polished reflective surface allows it to take on the tone and characteristics of its surroundings. Available in Table and Floor light versions.


Year of Design	2017
Material	Steel
Bulb Spec	E27 60W (max). Bulb not included.
Cable Spec	200cm/78.7in black fabric cable
Dimmability	Dimmer switch on base

BELL TABLE LIGHT BLACK LARGE EU

Code 8463
BET02BKEU

BELL TABLE LIGHT CHROME LARGE EU

Code 8463
BET02CHEU



BOOM TASK LIGHT



This functional and beautifully engineered task light takes its inspiration from generations of draughtsman's and machinists lamps, reduced to a series of cylinders, tubes and junctions arranged in a minimalist sculptural composition. Available in Table and Wall light versions.

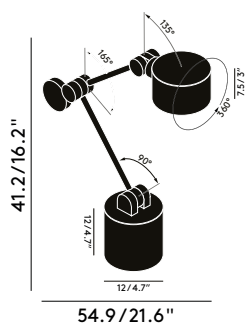
Year of Design	2015
Material	Aluminium
Bulb Spec	E14 7W LED. Bulb not included
Cable Spec	250cm/98.4in black braided cable
Dimmability	Not dimmable

BOOM TASK LIGHT ALUMINIUM EU

Code 2170
BMTL01ALUEU.01

BOOM TASK LIGHT BLACK EU

Code 2170
BMTL01BLKEU.01



54.9 / 21.6"

FELT FLOOR



The texture and depth of Felt adds warmth to any space. Made from double-layered felt heat pressed into a soft organic shape, it features a grey exterior and white interior, and now an all-white finish.

Year of Design	2014
Material	Felt Shade, Steel Stand
Bulb Spec	E27 60W (max). Bulb not included
Cable Spec	300cm/118in clear cable with foot switch
Dimmability	Not dimmable

FELT FLOOR GREY EU

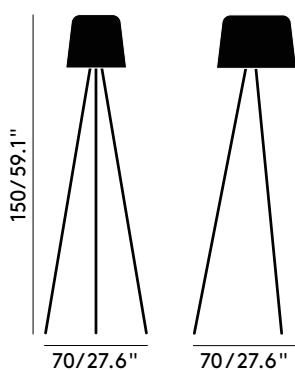
Code 4177
FSS01GW-FEUM2

Components
FSS01GW
LFA04EU

FELT FLOOR WHITE EU

Code 4177
FSS01WW-FEUM1

Components
FSS01WW
LFA04EU



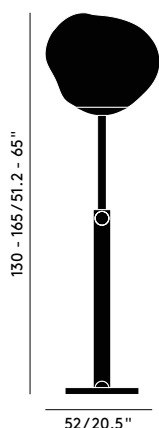
MELT FLOOR



With Melt, our experiments in the technologically advanced field of vacuum metallisation take on a new twist. Melt is a distorted lighting globe born from our collaboration with Swedish radical design collective FRONT. Available in Pendant, Surface, Floor and Table light versions.

MELT FLOOR COPPER EU
Code 14105
MEF01COEU

Year of Design	2015
Material	Polycarbonate Shade, Steel Base
Bulb Spec	E27 28W (max). Bulb not included
Cable Spec	250cm/98.4in black cable
Dimmability	Not dimmable



MELT TABLE



OFF



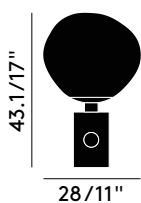
ON

With Melt, our experiments in the technologically advanced field of vacuum metallisation take on a new twist. Melt is a distorted lighting globe born from our collaboration with Swedish radical design collective FRONT. Available in Pendant, Surface, Floor and Table light versions.

MELT TABLE COPPER EU

Code **5588**
MET01COEU

Year of Design	2015
Material	Polycarbonate Shade, Steel Base
Bulb Spec	E14 25W (max). Bulb not included
Cable Spec	250cm/98.4in black cable
Dimmability	Not dimmable



MELT STAND CHANDELIER



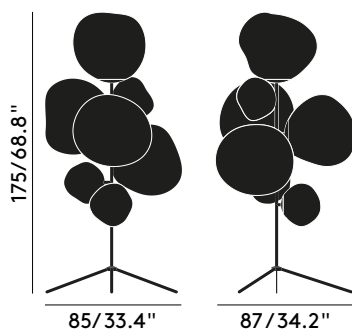
With Melt, our experiments in the technologically advanced field of vacuum metallisation take on a new twist. Melt is a distorted lighting globe born from our collaboration with Swedish radical design collective FRONT. Available in Pendant, Table, Floor and Surface light versions.

MELT GOLD STAND CHANDELIER EU

Code **43237**
MES01G-FEUM1

Components
SC01GEU x1
MES01G x4
MES02G x3

Year of Design	2016
Material	Steel and Polycarbonate
Bulb Spec	4 x E27 28W (max) and 3 x E14 25W (max). Bulb not included.
Cable Spec	250cm/98.4in core black braid cable with footswitch
Dimmability	Not dimmable



MIRROR BALL STAND CHANDELIER



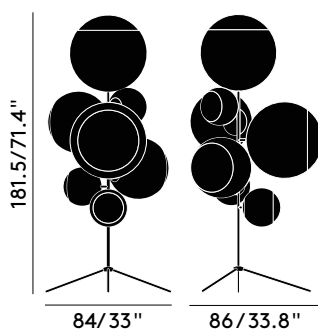
Sometimes your biggest failure could be your biggest success. The aim was to produce a completely spherical, highly mirrored object that would disappear into its surroundings. Instead it does the opposite and is an ultra-visible, highly reflective object referencing space helmets and disco balls.

**MIRROR BALL GOLD STAND
CHANDELIER EU** **31953**

Code
MBBSC01G-FEUM1

Components
SC01GEU x1
MBB25G x3
MBB40G x2
MBB50G x2

Year of Design	2016
Material	Steel and Polycarbonate
Bulb Spec	4 x E27 28W (max) and 3 x E14 25W (max). Bulb not included.
Cable Spec	250cm/98.4in core black braid cable with footswitch
Dimmability	Not dimmable



OPAL ARC



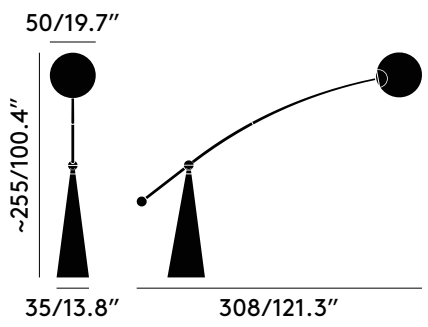
Opal is a family of translucent globes using our own custom recipe of tinted white opalescent polycarbonate. Semi translucent, they maintain an ethereal ghostliness in the daylight and at night form a perfectly illuminated sphere. Coupled with our new custom-made Tom Dixon LED, the Opal range emits a soft, diffused and flattering light. The gentleness of the light bulb shape is achieved through a blow-moulded custom combination of opalescent plastic.

OPAL 50 ARC BLACK FLOOR EU

Code **25064**
 OPS0102-FEU01M1


Components
 OPS0102
 ARCF01BKEU

Year of Design	2018
Material	Polycarbonate, steel and carbon fibre
LED Spec	6W LED included. LED and driver replaceable via Tom Dixon.
Cable Spec	250 cm/98.4 in black fabric cable with foot switch
Dimmability	Not dimmable



OPAL CONE

NEW



Opal is a family of translucent globes using our own custom recipe of tinted white opalescent polycarbonate. Semi translucent, they maintain an ethereal ghostliness in the daylight and at night form a perfectly illuminated sphere. Coupled with our new custom-made Tom Dixon LED, the Opal range emits a soft, diffused and flattering light. The gentleness of the light bulb shape is achieved through a blow-moulded custom combination of opalescent plastic.

OPAL 50 CONE BLACK FLOOR EU

Code 6781

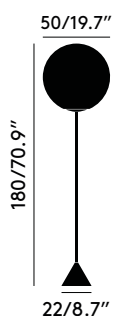
OPS0102-FEU02M1

Components

OPS0102

CONF01BKEU

Year of Design	2018
Material	Polycarbonate, steel and carbon fibre
LED Spec	6W LED included. LED and driver replaceable via Tom Dixon.
Cable Spec	250cm/98.4 in black fabric cable with foot switch
Dimmability	Not dimmable



STONE























This hard, semi-precious surface has transfixed architects, sculptors and designers for millennia. It is the dream material – tough yet tactile, heavy and long-lasting with individual personality. Available in Pendant, Table and Wall light versions.

STONE TABLE EU	
Code	2441
STT02WEU	

Year of Design	2015
Material	Marble, Glass and Brass
Bulb Spec	E27 5W brass crown LED 230v. Bulb included.
Cable Spec	250cm/98.4in black fabric cable with inline switch
Dimmability	Not dimmable



	Ceiling Rose Name	Tom Dixon Light Ranges
	Polished Black Steel 11.5cm Tensile wire Ø	Spot Black
	Gloss Black Steel 11.5cm Ø	Copper Round Black 45cm, 25cm, Copper Black Wide
	Gloss Black Steel (Cone Shaped) 11.5cm Ø	Opal 25cm, Opal 50cm
	Matt Black Steel 12.5cm Ø	Beat Fat Black, Beat Fat Brass, Beat Fat Grey, Beat Tall Black, Beat Tall Brass, Beat Tall Grey, Beat Wide Black, Beat Wide Brass, Beat Wide Grey, Fade Chrome, Fade Copper, Fade Gold, Felt, Void Brass, Void Copper, Void Steel, Void Mini Brass, Void Mini Copper, Void Mini Steel
	Matt Black Steel 12.5cm Tensile wire Ø	Beat Stout Grey, Beat Stout Black, Beat Stout Brass, Beat Flat, Beat Waist
	Gloss White Steel 12.5cm Ø	Beat Wide White, Beat Fat White, Beat Tall White
	Gloss White Steel 12.5cm Tensile wire Ø	Beat Stout White
	Matt Black Steel 13cm, 16cm, 19cm Ø	Spring Small, Spring Medium, Spring Large
	Polished Chrome Steel 11.5cm Ø	Cut Chrome Tall, Cut Chrome Short, Melt Chrome, Melt Chrome LED, Melt Mini Chrome, Melt Mini Chrome LED, Melt Smoke, Melt Smoke LED, Melt Mini Smoke, Melt Mini Smoke LED, Mirror Ball Chrome 50cm, 40cm, 25cm
	Black Chrome Steel 12.5cm Ø	Etch Black, Etch Steel, Etch Web Steel
	Polished Chrome Steel 12.5cm Ø	Top
	Polished Copper Steel 11.5cm Ø	Copper Round 45cm, 25cm & Wide, Melt Copper, Melt Copper LED, Melt Mini Copper, Melt Mini Copper LED
	Polished Copper Steel 11.5cm Tensile Wire Ø	Spot Copper
	Polished Copper Steel 12.5cm Ø	Etch Copper
	Polished Brass Steel 11.5cm Ø	Cut Gold Tall, Cut Gold Short, Melt Gold, Melt Gold LED, Melt Mini Gold, Melt Mini Gold LED, Mirror Ball Gold 50cm, 40cm, 25cm, Stone
	Polished Brass Steel 12.5cm Ø	Plane Chandelier, Plane Drop Chandelier, Plane Short Chandelier
	Brushed Brass Steel 12.5cm Ø	Etch Brass 50cm, Etch Brass, Etch Web Brass

	Lamp Code/ Type	Lamp Description	Lumens	Colour/ Temp	Tom Dixon Light Ranges	Price
	Code LG7309.5W Type E27 GLS	LED 9.5W Classic Dim to Warm	810	2700k -1800k	Base Floor, Beat Stout, Beat Waist, Beat Flat, Bell Floor, Bell Table Light, Etch Pendant 50cm, Etch Pendant 32cm, Etch Web Pendant, Fade Pendant, Felt Pendant	315
	Code LG7206W Type E27 GLS	LED 6W Classic Dim to Warm	470	2700k -1800k	Copper Round Pendant 45cm, Copper Wide Pendant, Melt Pendant, Melt Surface, Melt Floor Light, Melt Standing Chandelier, Mirror Ball Pendant 50cm, Mirror Ball Pendant 40cm, Mirror Ball Standing Chandelier	315
	Code LU200035 Type G9	LED 3.5W GU9	300	2800k	Beat Fat, Beat Tall, Beat Wide, Plane Chandelier, Plane Wall Light, Void Pendant, Void Mini Pendant, Void Surface.	141
	Code LG5205.5W Type E14 Golf Ball	LED 5.5W Golf Ball Dim to Warm	470	2700k -1800k	Base Table, Base Wall, Beat Floor, Beat Table, Beat Wall, Boom Table, Boom Wall, Copper Round 25cm, Melt Mini Pendant, Melt Table, Mirror Ball 25cm Pendant	271
	Code LS005050-Brass Type E27 Brass Crown GLS	LED 5W Sealed Crown Brass Classic	200	2800k	Stone Pendant, Stone Table, Stone Wall	304
	Code LG7714 Type E27 Globe	LED 14W Globe	1521	2800k	Cut Pendant, Cut Surface, Melt Pendant, Melt Surface	391
 	Code LED01-EU Components LEDRING01 LEDDRIVER01EU	LED Module	800	3000k	Melt Pendant LED, Melt Mini Pendant LED, Melt Surface LED, Melt Mini Surface LED, Opal Pendant 25cm, Opal Pendant 50cm, Opal Surface, Opal Arc Floor, Opal Cone Floor, Spring Large Pendant, Spring Medium Pendant, Spring Small Pendant	239

Notes:
LED bulbs available on our trade portal www.tomdixontrade.net

To comply with regulations, bulbs that we stock are regularly updated. Please visit tomdixontrade.net or speak to customer service for the most up to date bulb information.


7% rabatt ska dras av på angivna priser

Välkommen till Skandinavians ledande inredningsföretag

Vi tillhandahåller behovsanpassad inredning utifrån kundens förutsättningar beträffande design, profil, funktion, ergonomi och ekonomi. Vi arbetar med kontor, hotell och restaurang, skola och utbildning samt vård och omsorg.

Input sedan 1987

Att gestalta en miljö som människor kan trivas och jobba effektivt i är ett hantverk som handlar om lika delar planering och finurlighet. Sedan 1987 har vi utvecklats till en komplett leverantör av inredning; allt från projektledning, upphandling till leverans, montering och efterservice. Läs mer om oss på www.inputinterior.se.



En kund · ett datum · en leverans